

TABLE OF CONTENTS

The Making of the Wolves.....	2-10
Don Levin, Chairman of the Board.....	11
Buddy Meyers.....	12
Wayne Messmer	13
Seth Gold	13
Wendell Young	15
Gene Ubriaco	16
Bill Bentley, Norine Gillner	17
Cam Abbott	18
Dan Price.....	19
Spiros Anastas.....	19
Stan Dubicki	20
Jake Nitsche	20
Randy Wolf	21
Bob Kennedy	21
CJ Reif	21
Courtney Mahoney, Jon Sata.....	22
Jason Shaver, Bill Gardner	23
Regular-Season Records	24-50
Postseason Records.....	51-61
Year-by-Year	62-81
All-Time Jerseys.....	82-87
Awards	88-89
First & Last.....	90-91
All-time Attendance	92

CHICAGO WOLVES STAFF DIRECTORY

OWNERSHIP

Chairman of the Board/Governor	Don Levin
Vice Chairman/Governor	Wendell Young
Sr. Executive Vice President.....	Wayne Messmer
Director.....	Seth Gold

HOCKEY OPERATIONS

General Manager.....	Darren Yorke
Head Coach	Cam Abbott
Assistant Coach.....	Dan Price
Assistant Coach.....	Spiros Anastas
Goaltending Coach	Stan Dubicki
Video Coach	John Stanier
Strength & Conditioning Coach.....	Jake Nitsche
Head Athletic Trainer.....	Austin Kasper
Head Equipment Manager	Bob Kennedy
Assistant Equipment Manager.....	CJ Reif

BROADCAST

Play-By-Play Announcer	Jason Shaver
Color Analyst.....	Bill Gardner

OPERATIONS

President of Operations	Courtney Mahoney
Vice President of Operations.....	Dan Harris
Creative Director	Imran Javed
Director of Public Relations	Chris Kuc
Public Relations Assistant.....	Danny Karmin
Community Relations Coordinator.....	Ian Babcock
Community Relations Coordinator.....	Matt Gordon
Social Media Coordinator.....	Abby Ettel
Video Production Coordinator	Michael Roche
Graphic Designer.....	Theo Luchesi
Graphic Designer.....	Grace Maher

Motion Graphics Designer	Eugene Lee
Mascot Coordinator	Ryan Mason
Photographer	Ross Dettman
Operations Coordinator	Sammy Frieri
Public Address Announcer.....	Chris Dubiel
In-Arena Host	Hannah Arbitman

BUSINESS OPERATIONS

President of Business Operations	Jon Sata
Vice President of Partnerships.....	Greg Sprott
Vice President of Ticket Sales	Samantha Davis
Sr. Director of Program Development.....	Stefanie Evans
Sr. Director of Ticket Retention and Services.....	Jackie Schroeder
Executive Director of Ticket Sales	Eric Zavilla
Director of Ticket Sales.....	Jack Metz
Director of Partnerships	Chris Friederich
Senior Manager of Client Services	Anissa Patterson
Client Services Coordinator, Partnerships.....	Gabe Gordon
Sr. Manager of Partnerships and Media Sales	Timothy Weaver
Group Sales Representative, Youth Hockey.....	Jake Lesiak
Group Sales Account Executive.....	Tripp Schulte
Group Sales Account Executive.....	Daniel King
Group Sales Account Executive.....	Jackson Newell
Group Sales Account Executive.....	Baltazar Mosqueda
Account Executive.....	Drew Vozza
Inside Sales Representative.....	Sherwin Thomas
Inside Sales Representative.....	Rosemarie Barnes
Inside Sales Representative.....	Nick Guca
Ticket Sales and Services Coordinator	Colette Hankin
Marketing	Mark Abernethy

MAKING THE WOLVES

JAN. 25, 1994
The International Hockey League grants franchise rights to Don Levin, Buddy Meyers and Grant Mulvey to operate a team in Chicago, called the Chicago Wolves, with home games at the Rosemont Horizon. Ex-Blackhawk Mulvey is named president/general manager and Wayne Messmer is chosen as senior vice president.

JAN. 28, 1994
The Wolves officially announce the franchise and name the Horizon as its home rink. The Horizon debuts plans for a \$4 million renovation project that includes a state-of-the-art ice-making system.

FEB. 21, 1994
The Wolves receive more than 1,000 calls on the first day season tickets go on sale.

APRIL 27, 1994
Ground is broken on the Horizon renovation project; the first objective is to build new locker rooms.

JULY 14, 1994
The Wolves announce Gene Ubriaco as their first assistant general manager/head coach, which marks the eighth time the experienced architect of pro hockey teams is hired for an inaugural season.

AUG. 12, 1994
The Wolves announce WCBR "The Bear" (92.7 FM) as the official radio home of the Wolves; the station reveals plans to carry all 81 regular-season games and playoff games live for the 1994-95 season.

AUG. 23, 1994
The Wolves announce their inaugural season schedule.

OCT. 1, 1994
The Wolves begin their inaugural season with a 6-5 shootout loss against the Detroit Vipers at the Palace of Auburn Hills.

OCT. 14, 1994
A sellout crowd of 16,623

celebrates the Wolves' first home game and 4-2 victory against Detroit. The event begins with the emotional return of Wayne Messmer, who sings the national anthem publicly for the first time since being shot in the throat during a robbery attempt on April 9, 1994.

NOV. 23, 1994
Left wing Steve Maltais records the Wolves' first hat trick as part of a 7-4 road victory against the Cleveland Lumberjacks.

FEB. 10, 1995
Goaltender Ray LeBlanc registers a 1994-95 IHL season-high 51 saves during a 5-2 loss at Milwaukee.

MARCH 19, 1995
Left wing Steve Maltais collects three goals, including his 50th goal of the season, and three assists during a 7-3 victory over the Las Vegas Thunder in front of 16,144 fans. The Wolves also honor 8-year-old Paul Munda of Elmwood Park as the 400,000th fan to attend a Wolves game.

APRIL 9, 1995
A total of 13,539 fans enjoy the final regular-season game, which wraps up the Wolves' first-place finish in IHL paid attendance for the 1994-95 season.

MAY 11, 1995
The Wolves and WCIU-TV Channel 26 announce a multi-year agreement that enables fans to see Wolves games on TV for free. At least 22 home and road contests, a preseason special and a weekly "Wolves TV" show are part of the first year of the deal.

MARCH 1, 1996
Grant Mulvey steps behind the bench for the first time as interim head coach, replacing Gene Ubriaco. The Wolves respond with a 4-3 win against the Fort Wayne Komets, their second victory in 10 games. Chicago finishes March with a then-franchise record 10-4-2 mark.

MARCH 9, 1996
Right wing Rob Brown posts an assist during Chicago's 4-3 loss against Milwaukee to become the first player in club history to reach the 100-point mark in a single season.

MARCH 10, 1996
Left wing Steve Maltais collects his fifth hat trick of the season, which includes his 100th goal in a Wolves uniform, during Chicago's 6-5 loss at Milwaukee.

MARCH 24, 1996
The Wolves shell Kansas City 10-3 and set team records for most goals in a game (10); most power-play goals in a game (8); most goals in a period (6); and largest margin of victory (7). Right wing Rob Brown collects an IHL season-high and franchise-record eight points and six assists, while Steve Maltais tallies a pair of goals to become only the 12th player in IHL history to record back-to-back 50-goal seasons.

APRIL 28, 1996
Chicago advances to the second round of the Turner Cup Playoffs for the first time in team history with a 2-1 overtime victory in Game 4 against the San Francisco Spiders. Defenseman Kevin Pozzo's first professional playoff goal at the 1:53 mark of overtime lifts the Wolves to the 3-1 series triumph.

SEPT. 4, 1996
Grant Mulvey is named head coach of the Wolves and continues to serve as the organization's president and general manager.

MARCH 7, 1997
Grant Mulvey is relieved of his duties as president, general manager and head coach. The team names Finland native Alpo Suhonen as its interim head coach. Suhonen leads the team to a 9-5-1 mark the rest of the season.

MARCH 19, 1997
Left wing Steve Maltais nets his 50th goal of the season, becoming the fifth player

in the IHL's 52-year history to record three consecutive 50-goal campaigns.

MAY 30, 1997
Left wing Tim Breslin is named the IHL's Amway/Nutrilite Man of the Year and receives the I. John Snider II Trophy for his outstanding community service.

SEPT. 4, 1997
The Wolves name John Anderson as the fifth head coach in team history after Alpo Suhonen decides not to return due to personal commitments in Europe. Kevin Cheveldayoff is named general manager while Gene Ubriaco shifts his role in the organization to director of hockey operations/assistant general manager.

MARCH 27, 1998
Chicago clinches its first Midwest Division title with a 5-3 win against Milwaukee.

APRIL 12, 1998
Goaltender Wendell Young collects his 100th win with the Wolves as Chicago defeats the Milwaukee Admirals 7-5 in the regular-season finale. The Wolves finish the 1997-98 regular season with franchise records in wins (55), points (113), home wins (29) and road wins (26). Chicago's 55 wins and 29 victories on home ice lead the IHL.

APRIL 22, 1998
Behind a 40-save performance by goaltender Wendell Young, the Wolves earn a 1-0 Game 3 victory over the Manitoba Moose to sweep the Western Conference Quarterfinal and earn the franchise's first sweep. Chicago advances to the second round of the playoffs for the second time in team history, while the shutout is the first in franchise postseason history.

MAY 11, 1998
Powered by center Steve Larouche's hat trick, the Wolves defeat the Milwaukee Admirals 4-3 in Game 6 to wrap up their best-of-seven Western Conference

Semifinal. Chicago advances to the Western Conference Final for the first time.

MAY 26, 1998
After seeing their 3-0 lead in the Western Conference Final slip to 3-2, the Wolves eliminate the Long Beach Ice Dogs with a 7-4 Game 6 victory at Long Beach Arena. With the win, Chicago captures the Ken Ullyot Trophy that goes to the IHL's Western Conference champion and earns the team's first berth in the Turner Cup Final.

JUNE 15, 1998
Backed by 16,701 fans, the second-largest crowd in Turner Cup Final history, the Wolves shut out the Detroit Vipers 3-0 in Game 7 to capture their first Turner Cup Championship. The triumph caps the IHL's first seven-game championship series in 13 years. Chicago wins the last two games of the series to become only the sixth team in the IHL's 53-year history to rebound from a 3-2 deficit in the Final. Wolves center Alexander Semak walks away with the N.R. "Bud" Poile Trophy as the postseason's most valuable player.

OCT. 10, 1998
With a regular-season franchise-record 18,339 in attendance, the Wolves kick off their first IHL season as defending Turner Cup Champions with a banner-raising ceremony and a 3-2 victory against the Grand Rapids Griffins. It marks the first time in team history that Chicago opens the season on home ice.

DEC. 2, 1998
The Wolves record their 100th victory on home ice by defeating the Orlando Solar Bears 7-4.

FEB. 22, 1999
The Hockey News votes Chicago's logo the best in major professional hockey (excluding the NHL) for the second year in a row. The Wolves become the first repeat winner in the

MAKING THE WOLVES

history of the logo-ranking competition.

APRIL 10, 1999
With three goals against the Fort Wayne Komets – his team-leading second hat trick of the season – Wolves left wing Steve Maltais becomes the IHL's most prolific goal-scorer over a five-year span with 274 goals from 1994-99. He surpasses the mark of 271 registered by Muskegon Lumberjacks right wing Dave Michayluk from 1984-89.

APRIL 11, 1999
By defeating the Detroit Vipers 3-1 in Rosemont, the Wolves capture their second straight Midwest Division title. The victory also secures the second-best record in the Western Conference and a first-round bye in the playoffs.

JUNE 3, 1999
Center Chris Marinucci is named the IHL's Man of the Year. He receives the I. John Snider II Trophy, given to the player who has distinguished himself through unselfish donation of time and other resources to charitable and educational efforts within his community.

FEB. 9, 2000
Goaltender Wendell Young becomes the first goaltender in franchise history to record shutouts in back-to-back starts. Chicago defeats the Michigan K-Wings 6-0 on Feb. 1 before blanking the Manitoba Moose 2-0 on Feb. 9.

FEB. 23, 2000
Captain Steve Maltais records his 300th goal in a Wolves uniform during a 3-2 home loss against the Orlando Solar Bears.

MARCH 17, 2000
The Wolves set a franchise-record 12-game winning streak with a 4-3 shootout win against the Kansas City Blades at Kemper Arena.

MARCH 30, 2000
With a 4-3 shootout win against the Houston Aeros at the Compaq Center, the

Wolves set a franchise-record nine-game road winning streak.

APRIL 16, 2000
The Wolves beat the defending Turner Cup Champion Houston Aeros 5-3 in the regular-season finale to capture their first Fred A. Huber, Jr., Memorial Trophy, which symbolizes the IHL's regular-season championship. Left wing Steve Maltais collects his first league scoring title, the Leo P. Lamoureux Trophy, with 90 points along with his sixth consecutive IHL season posting 40 or more goals.

MAY 3, 2000
The Wolves eliminate the Long Beach Ice Dogs and goaltender Nikolai Khabibulin with a 4-1 win in Game 4 of the Western Conference Semifinal, which marks the franchise's first sweep in a best-of-seven series.

MAY 9, 2000
Captain Steve Maltais captures the IHL's Ironman Award to become the first member of the Wolves to receive the accolade. The award is given to the player who plays in each one of his team's regular-season games and displays outstanding offensive and defensive skills.

MAY 23, 2000
The Wolves advance to the Turner Cup Final for the second time in three years by defeating the defending Turner Cup champion Houston Aeros with four consecutive wins, including three on the road, in the best-of-seven series. Chicago becomes the sixth (and final) team in IHL history to win a playoff series after dropping the first two games and the third team to do it after losing the first two games at home.

JUNE 1, 2000
Center Steve Larouche receives the IHL's John Cullen Award as the Comeback Player of the Year. He is the first Wolves

player to be honored with the award, which is annually given to the player deemed as a key contributor to his team while overcoming injury, illness or other personal obstacles. Larouche scored 13 goals and 38 points in 33 games with the Wolves during the 1998-99 season before suffering a season-ending knee injury against the Detroit Vipers on Dec. 29, 1998. He rebounded in 1999-2000 to lead the IHL with 57 assists and finish second in the league with 88 points.

JUNE 3, 2000
Wolves fans set an IHL playoff attendance record when 18,412 spectators crowd into Allstate Arena for Game 5 of the Turner Cup Final.

JUNE 5, 2000
After the Wolves and Griffins play a scoreless first period, center Derek Plante notches two goals 26 seconds apart in the second period to set the tone for a 3-1 Game 6 victory at Van Andel Arena and the Wolves' second Turner Cup Championship in three years. With the victory, Chicago becomes the 16th team in league history to capture multiple IHL championships (1998 and 2000). Wolves goaltender Andrei Trefilov is awarded the N.R. "Bud" Poile Trophy as the Turner Cup Playoffs most valuable player. He led the league during the postseason in goals-against average (1.35) and save percentage (.950).

JULY 11, 2000
Wolves Chairman of the Board Don Levin is awarded the IHL's Andy Mulligan Trophy as the Executive of the Year for the first time.

SEPT. 26, 2000
Goaltender Rick DiPietro, the first overall pick in the 2000 NHL Entry Draft, is assigned to the Wolves by the New York Islanders. DiPietro was the first goaltender during the modern entry draft era (1969-present) to be taken with the first pick. He was

MAKING THE WOLVES

selected after compiling an 18-5-5 record, 2.45 goals-against average and .913 save percentage as a freshman at Boston University in 1999-2000.

NOV. 2, 2000
In the 500th game for both teams, the Detroit Vipers take advantage of home ice to edge the Wolves 6-5 at the Palace of Auburn Hills.

JAN. 15, 2001
Chicago hosts the 2001 IHL All-Star Game at Allstate Arena. The Wolves defeat the IHL All-Stars 4-0 to earn the only shutout in an IHL All-Star Game.

APRIL 5, 2001
Goaltender Wendell Young is named the IHL's Goaltender of the Month for March, the Wolves' third consecutive monthly goaltender honor. In the league's documented history dating back to 1993-94, no other team earned the Goaltender of the Month award for three straight months. Young posts a 6-1-0 mark, including two shutouts, a 1.29 goals-against average and .956 save percentage.

APRIL 15, 2001
The Wolves clinch the regular-season Western Conference title for the second consecutive year with a 3-0 shutout against the Manitoba Moose. Goaltender Richard Shulmistra remains perfect against the Moose, ending the regular season 5-0-0 against Manitoba, while head coach John Anderson collects his 200th win with the Wolves.

APRIL 27, 2001
Center Steve Larouche records a franchise postseason-record four goals to boost the Wolves past the Admirals 5-2 in Game 5 of the Western Conference Semifinal. The win gives Chicago its fourth consecutive trip to the Western Conference Final.

MAY 15, 2001
The Wolves rally from a

three-goal deficit against the Manitoba Moose with five unanswered goals, including four in the third period, to defeat the Moose 6-4 in Game 6 of the Western Conference Final. Chicago secures its third trip in four years to the Turner Cup Final.

MAY 17, 2001
Goaltender Wendell Young is named the 2001 IHL Man of the Year for his outstanding community service during the 2000-01 regular season, the third time in five years a Wolves player receives the honor. On June 27, Young earns the US Airways Professional Hockey Players' Association Player of the Year award, which is presented annually to the PHPA member exemplifying outstanding charitable service in his community.

JUNE 4, 2001
After seven years in the IHL and two Turner Cup Championships in the last four, the Wolves join the American Hockey League. The Wolves sign a multi-year agreement to become the primary affiliate of the Atlanta Thrashers of the National Hockey League. Left wing Steve Maltais, right wing Rob Brown and defenseman Bob Nardella all agree to terms for another season with the Wolves.

AUG. 2, 2001
The Wolves release the schedule for their inaugural AHL season. They're slated to take on eight new opponents during the 80-game regular season.

AUG. 21, 2001
Goaltender Wendell Young retires after 18 professional seasons, including seven with the Wolves. Young, who has been with the team since its inception, caps his career as the franchise leader in games played by a goaltender (322), wins (169), saves (8,467) and shutouts (18). He joins the front office staff as the executive director of team relations.

DEC. 1, 2001

The Wolves retire former goaltender Wendell Young's jersey, the first time in Wolves history that a number is retired.

MARCH 27, 2002
Chicago defeats the Hartford Wolf Pack 4-1 at Allstate Arena to clinch its eighth consecutive playoff berth and first in the AHL.

APRIL 6, 2002
Left wing Steve Maltais notches a goal in his 1,000th professional game, a 3-2 loss against the Grand Rapids Griffins at Allstate Arena.

APRIL 11, 2002
Left wing Zdenek Blatny registers his second consecutive game-winning goal against Cincinnati as the Wolves advance to the Western Conference Quarterfinal against the Grand Rapids Griffins.

MAY 7, 2002
The Wolves become the second team in the AHL's 66-year history to play three winner-take-all games – and the first to win all three decisive games – with a 6-2 victory against the top-seeded Syracuse Crunch in Game 7 of the Western Conference Semifinal. With the win, Chicago advances to the conference final for the fifth consecutive year.

JUNE 3, 2002
The Wolves clinch their third championship in five years when center Yuri Butsayev scores 2:05 into the second overtime of Game 5 to defeat Bridgeport 4-3 and capture the Calder Cup championship at Allstate Arena. The Wolves, who played a league-high 105 games during the course of the season (including a league-record 25 playoff games), become the sixth team in AHL history to win the championship in their inaugural season. Goaltender Pasi Nurminen is awarded the Jack A. Butterfield Trophy as the playoff MVP as he posts a league-leading and franchise-high 15 wins.

Right wing Rob Brown, who notches three assists in the Game 5 victory, leads the league during the postseason with a then-franchise record 33 points and ties an AHL and team record with 26 assists. Left wing Steve Maltais sets a franchise record with his second hat trick of the postseason and leads the league with 12 goals during the playoffs.

JUNE 5, 2002
With the addition of two new teams, the AHL realigns its six divisions. The Wolves continue to play in the West Division, where they're joined by three traditional rivals – the Houston Aeros, Milwaukee Admirals and Utah Grizzlies – as well as the expansion San Antonio Rampage.

APRIL 4, 2003
Defenseman Kurtis Foster collects his 14th goal of the season to eclipse the team's single-season record for goals by a defenseman – breaking the mark established by Bob Nardella in 1997-98. Foster ends the season with 15 goals.

APRIL 6, 2003
Left wing Steve Maltais records a season-high four points (3G, A) to snag the league scoring title on the final day of the regular season. Maltais edges the runner-up, Houston's Jean-Guy Trudel, by just one point. He records an assist on right wing J.P. Vigier's goal with six seconds remaining in regulation to claim the title.

APRIL 20, 2003
The Wolves shut out the Hershey Bears 6-0 in Game 4 of the Western Conference Quarterfinal at the Giant Center, which sets a franchise record for the most decisive playoff victory on the road.

APRIL 22, 2003
Chicago scores in overtime of the decisive Game 5 to defeat the Hershey Bears in the Western Conference Quarterfinal. The Wolves

register 16 goals against the Bears during the series to set a since-broken franchise record for most goals in a five-game series. The two teams combine for 28 goals to record a since-broken franchise high for goals by both teams in a five-game series.

MAY 2, 2003
Right wing Rob Brown plays his final professional hockey game. The 21-year veteran finishes his career ranked second in Wolves history in points (483) and assists (326) during 369 regular-season games spanning five seasons.

JULY 10, 2003
The AHL realigns into two conferences composed of two divisions each. The Wolves remain in the West Division and are joined by the Cincinnati Mighty Ducks, Grand Rapids Griffins, Houston Aeros, Milwaukee Admirals, San Antonio Rampage and Utah Grizzlies.

SEPT. 23, 2003
The Wolves and Comcast announce that all 80 regular-season games and all playoff games will be broadcast. It marks the first TV package of its size and scope in AHL annals.

OCT. 5, 2003
Six days after suffering major head injuries in a car accident, former Wolves center Dan Snyder passes away. Snyder was an integral member of the 2002 Calder Cup championship team and devoted himself to community work throughout the Chicago area during his two seasons with the franchise.

FEB. 17, 2004
The Hockey News names Wolves goaltender Kari Lehtonen as the top NHL prospect in the world for the second consecutive year.

MARCH 27, 2004
The Wolves organization honors Dan Snyder with warm-up jerseys featuring his No. 19, raising a banner in the Allstate Arena

MAKING THE WOLVES

rafters and hosting a special pregame ceremony celebrating his life. Center Derek MacKenzie tallies his first professional hat trick in the 4-2 win against the Milwaukee Admirals.

MARCH 29, 2004
Chairman of the Board Don Levin and the Wolves are featured on the ESPN series "Outside the Lines."

APRIL 23, 2004
The Wolves set a franchise postseason record for goals during an 8-2 victory over the Grand Rapids Griffins in Game 4 of the West Division Semifinal at Allstate Arena. The Wolves sweep the best-of-seven series and set a franchise record for win-loss percentage in April with a 9-1 record.

JUNE 3, 2004
Wolves defenseman Kurtis Foster is named the AHL's Man of the Year. It is the fourth time a Wolves player has won the award. No other team in the NHL, IHL or AHL was recognized as many times for a player's community service from 1995 to 2004.

JUNE 30, 2004
The Wolves and Comcast Cable are named the 2003-04 recipient of the AHL's James H. Ellery Memorial Award for their outstanding coverage of the AHL in the category of television media.

SEPT. 22, 2004
Left wing Steve Maltais re-signs for his 11th and final season with the Wolves. Maltais is the only player to skate in each of the Wolves' first 11 seasons.

JAN. 4, 2005
Goaltender Kari Lehtonen is named the Goaltender of the Month for December, the first time a Wolves netminder is recognized with that award in the AHL. He compiled a 9-1-0 mark, a 1.70 goals-against average, a .948 save percentage and two shutouts.

JAN. 17, 2005

The Hockey News names goaltender Kari Lehtonen the first-half MVP of the AHL.

JAN. 19, 2005
Left wing Steve Maltais nets his 600th career professional goal during a 6-3 loss to the Hamilton Bulldogs at the Allstate Arena. Maltais earns the AHL's January Milestone of the Month award for the feat.

JAN. 30, 2005
The Wolves and the Hoffman Estates Park District hold a grand opening celebration of the team's new practice facility and the Hoffman Estates Park District Community Center and Ice Arena. The facility opened its doors in November after undergoing a \$12.5 million renovation and expansion.

MARCH 11, 2005
The Wolves come from behind to defeat the Hamilton Bulldogs 4-3 at the Copps Coliseum in the franchise's 1,000th game – regular season and playoffs.

MARCH 16, 2005
Goaltender Kari Lehtonen earns his 33rd win of the season during a 3-2 victory against the Edmonton Roadrunners at Allstate Arena, surpassing Wendell Young's franchise-best mark of 32 wins. Lehtonen finishes the year with 38 wins, second-most in the AHL.

APRIL 7, 2005
Defenseman Travis Roche is named to the 2004-05 AHL First All-Star team, while right wing J.P. Vigier and goaltender Kari Lehtonen are selected to the Second All-Star team. The Wolves top all teams with three All-Star representatives, marking the first time since the 1998-99 season Chicago has three players garner regular-season All-Star selections.

APRIL 16, 2005
Chicago defeats the Utah Grizzlies 5-1 at Allstate Arena in the regular-season finale to claim the West Division

title, its first AHL division crown.

APRIL 17, 2005
The regular season ends with the Wolves averaging an AHL-high 9,209 fans per home game, marking the second time in franchise history the team leads a league in attendance.

MAY 25, 2005
The Wolves defeat the Manitoba Moose 4-1 in Game 4 of the Western Conference Final at the MTS Centre to earn their fifth postseason sweep in franchise history and reach their fifth league final in eight seasons.

JUNE 10, 2005
Members of the Wolves alumni and the Chicago Blackhawks alumni face off in "The Breslin Cup" at All-State Arena. The landmark event showcases legendary Chicago hockey players to benefit the Tim Breslin Family Trust.

JUNE 28, 2005
The Wolves stay in the AHL's West Division after the 27-team league re-aligns its two-conference, four-division format for the 2005-06 season. Chicago will compete against three new rivals: the Iowa Stars, Omaha Ak-Sar-Ben Knights and Peoria Rivermen.

DEC. 30, 2005
The Wolves establish a franchise record with 11 goals – an AHL season-high – as they pound the Peoria Rivermen 11-5 at Allstate Arena. Chicago also shatters team marks for goals at home, goals in a period (seven in the second frame) and player points (28).

JAN. 18, 2006
Chicago earns its 500th all-time regular-season victory with a 7-3 win against the Omaha Ak-Sar-Ben Knights at Allstate Arena. Captain Derek MacKenzie leads the way with three goals, the 51st regular-season hat trick in Wolves annals.

APRIL 20, 2006
Defenseman Bob Nardella

MAKING THE WOLVES

announces his retirement from professional hockey. Nardella, a member of the inaugural Wolves squad in 1994-95, finishes his career ranked third in club history with 239 assists and 298 points. His 553 regular-season games hold second all-time.

AUG. 25, 2006
The Wolves name Todd Nelson, who guided the UHL's Muskegon Fury to back-to-back Colonial Cups in 2004 and 2005, as the team's new assistant coach. Nelson replaces Marty Howe, who left to rejoin his family business.

SEPT. 12, 2006
The Wolves hold a news conference to name Chicago native and former National Hockey League broadcaster Pat Foley the team's play-by-play announcer. He replaces Judd Sirott, who departs the team to become the play-by-play announcer for the NHL on HDNet. Sirott had been the voice of the Wolves since the team's inception in 1994, which included serving as the team's lead TV announcer for the past 10 seasons. Foley, a member of the Chicago Sports Hall of Fame, brings more than 25 years of professional hockey experience behind the microphone.

DEC. 1, 2006
Left wing Brett Sterling is named AHL Rookie of the Month for November, becoming the first Wolves player to earn that league honor.

DEC. 15, 2006
In the franchise's 500th regular-season game at Allstate Arena, Chicago defeats the Omaha Ak-Sar-Ben Knights 9-1 to match club records for the largest margin of victory and most decisive win on home ice. The Wolves equal a franchise record with six markers in the second period.

DEC. 26, 2006
Right wing Darren Haydar establishes a franchise record by collecting a point

in his 33rd consecutive game during Chicago's 5-4 overtime victory at the Milwaukee Admirals.

JAN. 9, 2007
Right wing Darren Haydar is held scoreless for the first time all season in the team's 40th outing of the year, a 2-1 loss to the Peoria Rivermen. Haydar tallied 24 goals and 55 assists during his 39-game point streak, which finished as the longest in the AHL's 71-year existence and matched Wayne Gretzky's 1985-86 stretch with the Edmonton Oilers as the fourth-longest streak in professional hockey history.

JAN. 12, 2007
The Wolves welcome the franchise's 5 millionth fan, Glenview resident Stephanie Pappas, to Allstate Arena.

APRIL 4, 2007
Defenseman Nathan Ostryck and left wing Brett Sterling are named to the AHL's All Rookie Team, becoming the first Wolves to earn the honor. Later, Sterling and right wing Darren Haydar are named to the AHL's First All-Star Team, while Ostryck earns Second All-Star Team honors.

APRIL 12, 2007
Left wing Brett Sterling is honored with the franchise's first Dudley "Red" Garrett Memorial Award as the AHL's outstanding rookie. He finishes his first professional campaign with an AHL-leading 55 goals, which earns the Willie Marshall Award as the league's top goal scorer. His total represents the most by a Wolves player in eight years and the fourth-highest total in franchise history.

APRIL 13, 2007
Right wing Darren Haydar is named the recipient of the Les Cunningham Award as the American Hockey League's most valuable player for the 2006-07 season. That night, Haydar tallies two points (G, A) to help Chicago tie a league and franchise record with 27 road wins as they earn

a 4-3 shootout win over Milwaukee at Bradley Center. Haydar goes to finish the regular season with a career-high and AHL-best 122 points to earn the John B. Sollenberger Trophy as the league's scoring leader. The 27-year-old forward also paces the league with a career-high 81 assists and shares third with a career-best 41 goals.

APRIL 25, 2007
Chicago earns a 3-2 overtime win over Milwaukee in Game 4 of the West Division Semifinal at Bradley Center to register the franchise's sixth postseason sweep.

MAY 30, 2007
The Wolves stay in the AHL's West Division after the league realigns its two-conference, four-division format to expand to 29 teams for the 2007-08 season. The Wolves will compete against two new rivals in the eight-team division: Quad City and Rockford.

DEC. 15, 2007
Center Kevin Doell scores three goals in a span of 77 seconds to register the fastest hat trick in Wolves history. His spree includes a converted penalty shot as Chicago ties franchise records for goals scored on the road and margin of defeat during a 10-2 dispatching of the Iowa Stars at Wells Fargo Arena.

FEB. 16, 2008
Goaltender Ondrej Pavelec stops 33 of 34 shots in a 4-1 victory over the Rockford IceHogs to pick up his 21st win of the season and surpass Kari Lehtonen's previous franchise rookie record of 20 wins.

MARCH 3, 2008
Ondrej Pavelec is named the AHL Goaltender of the Month for February – the first Chicago netminder in three years to earn the monthly honor – after leading the league with nine wins (9-2-1) and posting a 1.49 goals-against average and

.949 save percentage in 12 outings that month.

MARCH 22, 2008
Head Coach John Anderson records his 500th regular-season victory behind the Wolves bench with a 3-1 win over the San Antonio Rampage at AT&T Center. The victory also marks his 300th AHL win.

APRIL 1, 2008
The Wolves clinch their fourth division title and claim the AHL's West Division crown for the second time with a 5-4 win over the Manitoba Moose at the MTS Centre.

APRIL 11, 2008
Center Jason Krog is honored with the Les Cunningham Award as the AHL's most valuable player for the 2007-08 season, which represents the second straight year the honor is bestowed upon a member of the Wolves. Two days later, Krog finishes the regular season as the third player in the AHL's 72-year history to earn the offensive "triple crown" as he tops the league in goals (39), assists (73) and points (112).

APRIL 13, 2008
With a 5-3 victory over Peoria at Allstate Arena, the Wolves complete their 14th regular season and earn the best record in the Western Conference. Jason Krog's empty-net goal with 24 seconds remaining, his 39th of the season, earns him the Willie Marshall Award as the regular-season goal-scoring leader and the John D. Sollenberger Trophy as the AHL's regular-season scoring leader.

MAY 23, 2008
The Wolves advance to their third Calder Cup Final and sixth league championship series in 11 years with a 4-2 victory over the Toronto Marlies in Game 5 of the Western Conference Finals at Allstate Arena.

JUNE 1, 2008
Captain Darren Haydar scores three points (2G, A)

in Game 2 of the Calder Cup Finals to become the most prolific scorer in Calder Cup history with 53 goals and 68 assists. He surpasses Jody Gage's AHL record for postseason goals (51) and Willie Marshall's all-time mark for points (119). That same night, blueliner Joel Kwiatkowski ties the AHL's all-time record for a defenseman by scoring a goal in his seventh consecutive game.

JUNE 4, 2008
Trailing 1-0 after the opening period, Chicago lights the lamp six straight times – including a postseason-record five goals in the second period – to run away with a 6-1 victory over the Wilkes-Barre/Scranton Penguins at Wachovia Arena at Casey Plaza and open a 3-0 lead in the Calder Cup Finals.

JUNE 10, 2008
The Wolves collect their fourth league title in 11 seasons and second Calder Cup championship with a 5-2 Game 6 victory over the Wilkes-Barre/Scranton Penguins in front of 9,808 fans at Allstate Arena. Center Jason Krog posts a hat trick as part of a four-point night and earns the Jack A. Butterfield Trophy as the MVP of the 2008 Calder Cup Playoffs. Rookie goaltender Ondrej Pavelec registers his 16th postseason win, the most in club history and tied for the most in AHL history for one postseason.

JUNE 20, 2008
Wolves head coach John Anderson is named head coach of the Atlanta Thrashers, the team's National Hockey League affiliate. After 11 years and four league titles, Anderson leaves as the winningest coach in Wolves history with 506 victories in 808 regular-season contests and 105 postseason wins.

JULY 30, 2008
The Wolves hold a press conference to name Downers Grove native Don

MAKING THE WOLVES

Granato as the sixth head coach in franchise history.

AUG. 14, 2008
Jason Shaver is named play-by-play announcer, becoming just the third person to hold that title; Shaver comes to the Wolves after serving in the same role for the AHL's Houston Aeros and Iowa Stars.

JULY 7, 2009
Chicago remains in the AHL's West Division after the league realigns its two-conference, four-division format for the 2009-10 season. The Wolves will face one new division rival, the Texas Stars, along with five traditional foes: the Houston Aeros, Milwaukee Admirals, Peoria Rivermen, Rockford IceHogs and San Antonio Rampage.

AUG. 3, 2009
Kevin Cheveldayoff departs the team after 12 seasons and four championships to become the assistant general manager for the NHL's Chicago Blackhawks.

AUG. 6, 2009
Wendell Young is named general manager after 15 seasons with the organization as a player, coach and executive.

AUG. 11, 2009
Vice President of Operations Courtney Mahoney is honored with the AHL's 2009 Ken McKenzie Award for outstanding promotion of the team.

AUG. 12, 2009
Bill Bentley is named assistant general manager and Gene Ubriaco assumes the role of senior advisor while continuing to serve as director of hockey operations.

OCT. 19, 2009
Head coach Don Granato and assistant coach Jason Christie are relieved of their duties in the wake of the team's 1-5-0-0 start.

OCT. 20, 2009
The Wolves announce the signing of 25-year NHL

veteran Chris Chelios.

OCT. 21, 2009
The Wolves name Don Lever as the seventh head coach in franchise history while Ron Wilson is named assistant coach.

FEB. 12, 2010
When he scores the game-winning goal against the Texas Stars at Cedar Park Center in Austin, Jason Krog becomes the 79th player in AHL history to reach the 500-point mark.

FEB. 20, 2010
The Wolves host a banner-raising ceremony in recognition of long-time head coach John Anderson, who captured four league titles in 11 years behind the bench, prior to their game against the Houston Aeros at Allstate Arena.

APRIL 9, 2010
The Wolves clinch their fifth division title as they claim the West Division crown despite a loss to the Milwaukee Admirals at Bradley Center.

JUNE 16, 2010
The Wolves remain in the AHL's West Division after the league realigns its two-conference, four-division format for the 2010-11 season. The Wolves will face one new division rival, the Oklahoma City Barons, along with six traditional foes: the Houston Aeros, Milwaukee Admirals, Peoria Rivermen, Rockford IceHogs, San Antonio Rampage and Texas Stars.

JULY 8, 2010
The Wolves are named the recipient of the AHL's President's Award, given annually to a team in honor of excellence in all areas off the ice. The club also wins the Sponsorship Sales Department of the Year award.

DEC. 18, 2010
Center Jason Krog records his 300th career point as a member of the Wolves, becoming just the third player in franchise history

(Steve Maltais, Rob Brown) to do so.

MARCH 11, 2011
Forward Tim Miller matches Tim Stapleton's franchise record for fastest goal to start a game when he scores nine seconds into a home game against Peoria.

APRIL 2, 2011
Right wing Darren Haydar becomes the 41st player in the AHL's 75-year history to record 250 career goals.

JUNE 27, 2011
The Wolves hold a press conference to announce a two-year affiliation agreement with the NHL's Vancouver Canucks. The Atlanta Thrashers, the Wolves' affiliate for their first 10 years in the AHL, were sold and relocated to Winnipeg.

JULY 5, 2011
The Wolves are moved into the newly created Midwest Division after the AHL realigns its two-conference format to expand from four to six divisions; the Wolves will compete against one new rival in the five-team Midwest Division – the Charlotte Checkers – and three traditional foes: the Milwaukee Admirals, Peoria Rivermen and Rockford IceHogs.

JULY 7, 2011
The Wolves are awarded the AHL's Sponsorship Sales Department of the Year award for the second straight season.

AUG. 1, 2011
Craig MacTavish is named the eighth head coach in franchise history after the contracts of Don Lever and Ron Wilson are not renewed; Karl Taylor is named assistant coach 10 days later.

MARCH 4, 2012
Right wing Darren Haydar records his 100th career goal as a member of the Wolves, joining Steve Maltais, Rob Brown and Brett Sterling as the only players to do so. Eighteen days later,

MAKING THE WOLVES

Haydar becomes the fourth player in team history to join the 300-point club.

APRIL 13, 2012
The Wolves clinch their sixth division title – and claim the AHL’s Midwest Division crown for the first time – with a 7-5 win over the Grand Rapids Griffins at Van Andel Arena. Right wing Mark Mancari ties a franchise record by bagging his 10th game-winning goal of the season.

APRIL 15, 2012
The Wolves complete their 18th regular season with a 4-2 win over the Peoria Rivermen at Allstate Arena. Chicago sets a then-franchise record for fewest goals allowed in a season by surrendering just 193 during its 76-game slate.

APRIL 19, 2012
Darren Haydar collects two assists during Game 1 of the Western Conference Quarterfinals at San Antonio to move into sole possession of first place on the AHL’s all-time postseason assist list.

JUNE 26, 2012
Scott Arniel is named the ninth head coach in franchise history after Craig MacTavish departs the organization 15 days earlier.

JUNE 28, 2012
Chicago remains in the AHL’s Midwest Division after the AHL realigns its two-conference, six-division format for the 2012-13 season. The Wolves will face one new divisional rival, Grand Rapids, along with three traditional foes: Milwaukee, Peoria and Rockford.

JULY 6, 2012
Nolan Baumgartner, who served as the Wolves captain during the 2011-12 season, retires after 16 years of professional hockey and is hired as an assistant coach. Mike Foligno rounds out the Wolves coaching staff when he’s named assistant coach

14 days later.

JAN. 27, 2013
Wolves chairman of the board Don Levin and former players Bob Nardella and Tim Breslin are inducted into the Illinois Hockey Hall of Fame.

FEB. 16, 2013
The Wolves host a banner-raising ceremony in recognition of longtime general manager Kevin Cheveldayoff, who captured four league titles in 12 years as the head of Chicago’s hockey operations.

FEB. 23, 2013
The Wolves become the second-fastest franchise – and 22nd overall – in the 77-year history of the AHL to reach the 500-win plateau with their 3-0 shootout victory over Peoria at Carver Arena. Chicago needed just 925 regular-season tilts to earn its 500th win. Only the Hartford Wolf Pack (915 games) reached the mark sooner.

APRIL 23, 2013
The Wolves announce a partnership with the NHL’s St. Louis Blues through the 2015-16 season. The team’s previous affiliate, Vancouver, purchased and relocated the Peoria Rivermen to Utica, New York.

JULY 11, 2013
President of Business Operations Mike Gordon earns the AHL’s James C. Hendy Memorial Award as the league’s outstanding executive for the 2012-13 season. The Wolves organization also receives an award for providing the most outstanding fan experience in the Western Conference. The league also announces a realignment of its two-conference, six-division format for 2013-14. The Wolves will face one new division rival, the Iowa Wild, along with three traditional foes: the Grand Rapids Griffins, Milwaukee

Admirals and Rockford IceHogs.

JULY 15, 2013
The Wolves hold a press conference to announce the return of John Anderson as the team’s head coach. Chicago also announces Dave Allison and Scott Allen will join Anderson on the bench as his assistants.

OCT. 1, 2013
The Wolves announce a broadcast partnership with WCIU and The U-Too that allows 72 regular-season games to be available in high definition for the first time.

JAN. 26, 2014
Wolves vice chairman Buddy Meyers is inducted into the Illinois Hockey Hall of Fame.

APRIL 16, 2014
With a 4-3 shootout victory over Iowa, Wolves head coach John Anderson achieves his 700th regular-season win since starting his coaching career at Winston-Salem (SHL) in 1995-96.

APRIL 17, 2014
Jake Allen receives the 2013-14 Aldege “Baz” Bastien Memorial Award as the league’s most outstanding goaltender and becoming the first Wolves netminder to win the honor. Allen finishes the regular season as the league leader in wins (33), goals-against average (2.03) and save percentage (.928). He is the second AHL goaltender since 1984-85 to achieve the “Triple Crown.”

AUG. 25, 2014
Mark Hardy and Brad Tapper are named assistant coaches for the upcoming season.

NOV. 28, 2014
Head coach John Anderson leads the Wolves to his 363rd regular-season AHL win to take over sole possession of fifth place among the league’s all-

time winningest coaches, passing Terry Reardon.

JAN. 10, 2015
Head coach John Anderson is behind the bench for his 1,000th regular-season game with the Wolves. He goes 569-318-24-89 in the first 1,000.

MAY 12, 2015
The Wolves remain in the AHL’s Midwest Division after the league realigns to two conferences and four divisions for the 2015-16 season. Joining the Wolves in the division are the Charlotte Checkers, Grand Rapids Griffins, Iowa Wild, Lake Erie Monsters, Manitoba Moose, Milwaukee Admirals and Rockford IceHogs.

NOV. 12, 2015
Head coach John Anderson earns his 750th head coaching victory as the Wolves knock off the Manitoba Moose 5-3 at MTS Centre. The win also serves as Anderson’s 599th with Chicago and his 399th in the AHL while leading the team.

NOV. 22, 2015
Head coach John Anderson reaches 600 victories with Chicago and 400 AHL victories as the Wolves edge the Iowa Wild 2-1 at Allstate Arena.

FEB. 1, 2016
Captain Pat Cannone scores three goals to lead the Central Division to the inaugural AHL All-Star Challenge title at Onondaga County War Memorial Arena in Syracuse, New York. Cannone received the MVP trophy after the Central Division’s 4-0 title-game win over the Atlantic Division. The AHL’s new All-Star format featured the league’s four divisions playing a round-robin to determine which teams advanced to the finals. The nine-minute games featured four minutes, 20 seconds of 4-on-4 action before shifting to 3-on-3 play. Wolves defenseman Andre Benoit added a goal

and two assists for the Central Division.

APRIL 2, 2016
Prior to the Wolves’ home game against the Lake Erie Monsters, defenseman Andre Benoit receives the Tim Breslin Unsung Hero Award for best exemplifying Breslin’s on-ice spirit, team-first attitude and community involvement.

APRIL 9, 2016
Wolves captain Pat Cannone is presented with the Dan Snyder Man of the Year Award in front of more than 10,000 fans at Allstate Arena prior to the team’s 4-3 win over Grand Rapids. Cannone earns the honor for his all-encompassing commitment to charitable work throughout the Chicago area.

JUNE 29, 2016
The Wolves announce Craig Berube as the ninth head coach in team annals. Berube joins the Wolves after spending 11 seasons as a coach in the Philadelphia Flyers organization, including two years as the Flyers’ head coach. Four weeks later, Darryl Sydor and Daniel Tkaczuk are announced as Berube’s assistants.

APRIL 14, 2017
Kenny Agostino earns the Les Cunningham Award as the AHL’s Most Valuable Player during the regular season. The 24-year-old forward receives the honor as the league leader in points (83) and assists (55).

APRIL 15, 2017
On the final day of the regular season, the Wolves seize their fourth division title in the last eight years as they deliver a 4-3 overtime victory over the Charlotte Checkers at Allstate Arena. The Wolves finish the year with 101 points, one ahead of the Grand Rapids Griffins in the Central Division race.

APRIL 16, 2017

MAKING THE WOLVES

Wade Megan collects the Willie Marshall Award as the AHL’s leading goal-scorer (33) while Kenny Agostino claims the John B. Sollenberger Trophy as the league’s top point-producer (83). It’s the first time the Wolves pick up both honors since Jason Krog earned both in 2007-08.

MAY 16, 2017
The Wolves sign a multi-year agreement to be partners with the Vegas Golden Knights, the new National Hockey League franchise that begins play during the 2017-18 season.

JUNE 7, 2017
The Wolves and Vegas Golden Knights announce Rocky Thompson as the 10th head coach in Wolves franchise history. Thompson joins Chicago after guiding the Ontario Hockey League’s Windsor Spitfires to the 2017 Memorial Cup. Hired as assistants a month later, Chris Dennis and Bob Nardella complete the coaching staff for the 2017-18 campaign.

DEC. 27, 2017
The Wolves rack up the 1,000th regular-season win in franchise history with a 3-2 overtime triumph at Milwaukee. Defenseman Jake Walman scores 65 seconds into the extra session to earn the victory while goaltender Max Lagace posts 26 saves.

FEB. 11, 2018
On a sunny but chilly afternoon in Rosemont’s Entertainment District, the Wolves host their first outdoor practice. After watching the team zip through some drills, a crowd of fans young and old joins the Wolves on the ice for a free skate.

APRIL 12, 2018
The AHL announces Wolves forward Scooter Vaughan has been selected as the winner of the Yanick Dupre Memorial Award that goes to the league’s Man of the Year. Vaughan receives the

honor for his outstanding contributions to Chicago-area community and charitable organizations.

APRIL 13, 2018
The Wolves become the only AHL team during the 2017-18 season to repeat as division champs with a 6-4 victory at Rockford. Teemu Pulkkinen and T.J. Tynan produce two goals apiece and Beau Bennett hands out two assists as the Wolves clinch the Central Division crown.

AUG. 13, 2018
The Wolves host a daylong celebration in downtown Chicago to kick off the start of their 25th anniversary season and reveal the franchise’s new Last Team Standing slogan. Many of the organization’s greatest players, coaches and executives joins fans at Pioneer Plaza (next to the Michigan Avenue bridge) for a popular event capped after dusk with a massive pyro show delivered by Strictly FX.

OCT. 14, 2018
Governor Bruce Rauner declares this date to be “Chicago Wolves Day” throughout the state of Illinois for the organization’s success on the ice as well as its charitable works. Rauner’s lengthy proclamation concludes with “Therefore, I, Bruce Rauner, Governor of the State of Illinois, do hereby recognize October 14, 2018, as CHICAGO WOLVES DAY in Illinois, celebrating the team’s 25 years of sport, talent and charity.”

APRIL 6, 2019
The Wolves clinch their third straight Central Division title with a 3-2 victory over the Colorado Eagles at Allstate Arena. Center Gage Quinney scores with 1:13 left in regulation to give the Wolves their only lead of the night. Goaltender Oscar Dansk stops 30 shots to pick up his 26th win of the season.

APRIL 19, 2019
Prior to the Wolves’ Calder Cup Playoffs opener against the Grand Rapids Griffins at Allstate Arena, left wing Daniel Carr receives the Les Cunningham Award as the American Hockey League’s Most Valuable Player. Carr becomes the fourth Wolves player in 13 years to be voted this honor after stacking up 30 goals and 41 assists in just 52 regular-season games.

MAY 25, 2019
Max Lagace becomes the first goaltender in Wolves history – as well as AHL Calder Cup Playoffs history – to score a goal. Lagace is credited with the goal that gives the Wolves a 4-2 Game 5 lead at 10:49 of the third period at San Diego. The Gulls remove their goaltender after a delayed penalty gets called on the Wolves. Moments after Lagace blocks a shot, a Gulls forward passes the puck from a spot in front of the Wolves bench and it slides between two defensemen all the way into their net. As the last Wolves player to touch the puck, Lagace receives credit for the goal.

MAY 27, 2019
The Wolves capture the AHL’s Western Conference title and earn their fourth Calder Cup Finals appearance with a 3-1 triumph in Game 6 over the San Diego Gulls at Allstate Arena. After 52 minutes of scoreless hockey, forwards Curtis McKenzie and Keegan Kolesar score 19 seconds apart to spark the Wolves’ third straight win to wrap up the series.

NOV. 10, 2019:
Elmhurst native Garret Sparks sets the franchise record for the longest scoreless streak as the goaltender goes 191 minutes and 14 seconds without allowing a goal. Sparks stops 115 consecutive shots during the streak, which begins

MAKING THE WOLVES

Oct. 23 against the Texas Stars and includes back-to-back shutouts of the Tucson Roadrunners (Oct. 30) and Iowa Wild (Nov. 7) before concluding on this date versus the Rockford IceHogs.

NOV. 19, 2019:
The Wolves host their 1,000th regular-season home game at Allstate Arena.

MARCH 12, 2020:
One day after the NBA shuts down due to COVID-19's spread, Wolves owner Don Levin consults with Illinois Governor JB Pritzker and announces the Wolves are canceling their final eight regular-season home games. Hours later, the AHL announces it has suspended play indefinitely.

MAY 11, 2020:
AHL president and CEO David Andrews announces the league has canceled the rest of the 2019-20 season as well as the Calder Cup Playoffs. It marks the first time in the AHL's 84-year history that it concludes a season without determining a champion. The Wolves finish fourth in the Central Division after playing 61 of their 76 games.

DEC. 30, 2020:
AHL president and CEO Scott Howson announces the league has approved the structural framework for an AHL season that will begin on Feb. 5, 2021.

JAN. 4, 2021:
AHL president and CEO Scott Howson announces the 2020-21 season will include 28 teams when it gets underway on Feb. 5. The Milwaukee Admirals, Springfield Thunderbirds and Charlotte Checkers opt not to play in the upcoming season. All three teams express plans to return in 2021-22. Additionally, the league will consist of five divisions instead of the standard four. The divisions will be: Atlantic, Canadian, North, Central and Pacific.

JAN. 7, 2021:
The Wolves announce they have reached an agreement with the National Hockey League's Nashville Predators

and Carolina Hurricanes on a partnership for the 2020-21 AHL season. The Wolves' one-year affiliation with Nashville allows the Predators to loan Chicago players who normally would suit up for Milwaukee.

MAY 12, 2021:
First-year forward David Cotton records his first hat trick and rookie goaltender Beck Warm stops 35 shots as the Chicago Wolves clinch their fourth division title in five years with a 7-0 victory over the Grand Rapids Griffins at Van Andel Arena.

NOV. 26, 2021:
Trailing 3-0 after two periods at Grand Rapids, the Wolves score five unanswered goals to win in regulation for the first time in team history when trailing by 3 or more in the third period. The victory triggers a franchise-record-tying 12-game winning streak and puts the Wolves in the Central Division lead for good.

APRIL 26, 2022
The Wolves clinch the AHL's Central Division crown for the fifth time in six years with a 6-4 win at Texas. Stefan Noesen records his franchise-record 11th game-winning goal as part of a 3-point night (2G, A) while defensemen Joey Keane and Max Lajoie and forwards Richard Panik and Josh Leivo also score for the Wolves.

APRIL 28, 2022
The AHL announces that captain Andrew Poturalski and alternate captain Stefan Noesen have been voted to the 2021-22 AHL First All-Star Team by the league's players, coaches and media. It marks the third time in the team's 21-year league history that two Wolves make the first team – joining Darren Haydar and Brett Sterling (2006-07) and Kenny Agostino and Wade Megan (2016-17).

APRIL 30, 2022
On the final day of the regular season at Rockford, captain Andrew Poturalski sets up Stefan Noesen for a goal 10:51 into the game to become the first AHL player since 2010 to record 100 points in a season.

Later in the game, Poturalski sets up Noesen again as the latter finishes the year with 48 goals – the most in the AHL since 2010. The Wolves' 3-2 win over Rockford, when coupled with Stockton's 3-1 loss at Bakersfield, means the Wolves capture their first Macgregor Kilpatrick Trophy that goes to the AHL team with the best regular-season record.

MAY 1, 2022
The AHL announces that the Wolves sweep the league's individual regular-season trophies. Andrew Poturalski claims his second consecutive John B. Sollenberger Trophy as the league's top point-producer (28G, 73A), Stefan Noesen wins the Willie Marshall Award as the league's top goal-scorer (48G) and Alex Lyon takes home the Harry "Hap" Holmes Award that goes to the goaltender(s) who plays at least 25 games for the team with the AHL's best goals-against average.

JUNE 14, 2022
Rookie goaltender Pyotr Kochetkov records 28 saves for his first shutout in North America while Ivan Lodnia, Andrew Poturalski and Josh Leivo score in the third period to give the Wolves a 3-0 victory over the Stockton Heat in Game 6 of the Western Conference Finals that sends Chicago to its second consecutive Calder Cup Finals. The Wolves become the first team since the 2009-10 Hershey Bears to qualify for two straight Finals.

JUNE 25, 2022
After suffering an overtime loss to the Springfield Thunderbirds in Game 1 of the Calder Cup Finals, the Wolves overwhelm the Thunderbirds with four straight wins capped by a 4-0 triumph in Game 5 at MassMutual Center in Springfield. Goaltender Alex Lyon stops 28 shots as he and Pyotr Kochetkov become the first pair in AHL history to each fashion a shutout in Finals play. Defenseman Max Lajoie and forwards Andrew Poturalski, David Gust and Josh Leivo score the goals as the Wolves trigger a celebration that lasts all night

in Massachusetts. Leivo, who sets a franchise postseason record with 15 goals to go with 14 assists, earns the Jack A. Butterfield Trophy as the postseason Most Valuable Player.

AUG 23, 2022
Brock Sheahan is named the 12th coach in franchise history.

MARCH 8, 2023
Pyotr Kochetkov scores a goal, becoming the 20th goaltender in AHL history to record a goal in a game.

JUNE 13, 2023
Bob Nardella is named the 13th head coach in franchise history after being promoted from assistant coach, a position which he's held since 2017.

FEB. 13, 2024
Chris Terry is named the 16th captain in franchise history.

MAY 2, 2024
The Wolves announced that the American Hockey League organization has signed a three-year partnership agreement with the National Hockey League's Carolina Hurricanes that begins with the upcoming 2024-25 season. The affiliation renews the relationship between the Wolves and the Hurricanes, who were paired from '20-23 before Chicago became an independent AHL team during the '23-24 campaign.

May 3, 2024
Wendell Young is named Vice Chairman/Governor of the team.

June 20, 2024
Cam Abbott is named the 14th head coach in franchise history. The 40-year-old previously served as the head coach of Rogle BK of the Swedish Hockey League from 2017-23

OWNERSHIP



DON LEVIN
CHAIRMAN OF THE BOARD / GOVERNOR

Don Levin founded DRL Enterprises, Inc., in 1969. The Glenview-based company has holdings in many industries including tobacco processing, aircraft and medical equipment leasing, licensed sports product manufacturing and distribution, and motion picture production and distribution.

Levin's film company has made nearly 20 motion pictures distributed in the U.S. and overseas. His films have featured such stars as Emilio Estevez, Charlie Sheen, Sharon Stone, Rodney Dangerfield and Chuck Norris.

Levin founded the Chicago Wolves with Buddy Meyers and Grant Mulvey in January 1994 and has served as the team's chairman of the board since the franchise's inception. Levin donates his time and serves on the board of directors for several charitable organizations.

Levin dedicates a good portion of his time and energy to helping dogs find forever homes. The Wolves host Adopt-a-Dog Night one Saturday each month during the season and make it easy for fans to adopt homeless dogs.

The Adopt-A-Dog program has found homes for 1,700 dogs in its first 19 seasons. In 2003, Levin purchased and donated the Animobile – a mobile adoption unit and a modern clinic staffed by Chicago of Animal Care and Control veterinarians and adoption specialists. In 2014, he pledged a \$2 million donation to CACC to spur an \$8.2 million renovation.

Levin was inducted into the Illinois Hockey Hall of Fame on Jan. 27, 2013. He was honored as the International Hockey League's Executive of the Year for the 1999-2000 season, which concluded with the franchise's second of four championships.

Before beginning his business career, Levin served in the United States Marine Corps, from which he was honorably discharged.



OWNERSHIP



BUDDY MEYERS

Advisor

Buddy Meyers, principal owner of the Wolves who founded the franchise with Don Levin and Grant Mulvey in January 1994, has been involved in the world of hockey for more than 46 years. He is a former certified agent of the National Hockey League Players' Association and is past attorney for the Soviet Red Army Hockey Team (CSKA).

He is a practicing attorney and the principal in the law firm of William Buddy Meyers, Ltd. His concentration is in the areas of worker's compensation and personal injury litigation. Additionally, he is a member of the Illinois Bar Association, Illinois Trial Lawyers Association and Illinois Workers Compensation Lawyers Association; a former director of the Better Boys Foundation and River North Association; and a recipient of the Shomrim Society of Illinois' Man of the Year Award in 2006. He also supports numerous charitable and environmental organizations.

Meyers, who was inducted into the Illinois Hockey Hall of Fame on Jan. 26, 2014, is a graduate of the University of Illinois at Urbana-Champaign and holds a juris doctor degree from the Illinois Institute of Technology/Chicago Kent.



OWNERSHIP



WAYNE MESSMER

Senior Executive Vice President

Best known for his stirring rendition of the National Anthem, Wayne Messmer sings the anthem prior to almost every Wolves home game. The Senior Executive Vice President also plays a crucial role in the team's business operations and promotional work in the community.

Messmer's association with sports began as the announcer/soloist with the Chicago Sting soccer team. From 1982-85, the Chicago native served as field announcer and soloist for the Chicago White Sox and he has maintained a professional association with the Chicago Cubs since 1985. Messmer also spent 13 seasons as the celebrated soloist for the Chicago Blackhawks. His performance prior to the 1991 NHL All-Star Game at Chicago Stadium continues to be recognized by fans as one of the greatest moments in hockey.

During the Wolves historic home opener on Oct. 14, 1994, Messmer made an emotional return to his craft. Before a sellout crowd at Allstate Arena, he sang the anthem publicly for the first time since he suffered a gunshot wound to the throat six months earlier.

Messmer is the founder of Wayne Messmer & Associates, a nationally recognized financial services firm. He is a graduate of Illinois Wesleyan University in Bloomington, where he received a bachelor's degree in music education, and Loyola University of Chicago, where he earned a master's degree in counseling. Messmer also earned his Ph.D. in psychology from La Salle University. He is a member of the National Speakers Association (NSA) and the Screen Actors Guild-American Federation of Television and Radio Artists (SAG-AFTRA). In July 2015, he received the Certified Speaking Professional designation from the National Speakers Association, which is the NSA's highest award.

Messmer and his wife, Kathleen, have two daughters – Jennifer and Stephanie – and live in Glenview.



SETH GOLD

Director

Seth Gold was named director of the Wolves in 1997 after joining the team's parent company, DRL Enterprises, Inc., as a vice president.

Gold has more than 30 years of experience in entertainment and sports law. In addition to the Wolves, his clients have included the Chicago Bulls, the Chicago White Sox, Dino De Laurentiis Productions, and Roger Corman.

Gold graduated from the University of Michigan in 1977 with a bachelor's degree in philosophy and earned his juris doctor degree in 1981 from Harvard University Law School. He is active in many community organizations, including Lawyers for the Creative Arts and the Nature Conservancy.

Gold and his wife, Marcy, have a son, Jacob, and a daughter, Rebecca, and live in the northern suburbs.

OWNERSHIP



Wayne Messmer singing the national anthem prior to a Chicago Wolves home game at AllState Arena. He sings the anthem before almost every home game.

HOCKEY OPERATIONS



WENDELL YOUNG
Vice Chairman/Governor

After 15 seasons as general manager of the Wolves, Wendell Young was promoted to Vice Chairman/Governor on May 3, 2024.


During Young’s stint as GM, which began in August of 2009, the Wolves captured the 2022 Calder Cup (after earning the 2022 Macgregor Kilpatrick Trophy for compiling the league’s best regular-season record) and reached the 2019 Calder Cup Finals.

Young also helped capture eight American Hockey League division titles: the 2010 West, 2012 Midwest, 2014 Midwest, 2017 Central, 2018 Central, 2019 Central, 2021 Central and 2022 Central.

Young has been a member of the Wolves organization in virtually every capacity – including player, coach and executive – since the team’s inaugural campaign in 1994.

Young stands as the Wolves’ all-time leader among goaltenders in games (322), wins (169), saves (8,467), minutes (17,912) and shutouts (16), and was a member of Chicago’s 1998 and 2000 Turner Cup championship squads. His jersey number “1” was retired on Dec. 1, 2001 – becoming the first Wolves player to receive the honor.

He is currently the only player in hockey history to have won the Memorial Cup, Calder Cup, Turner Cup and Stanley Cup.



HOCKEY OPERATIONS



GENE UBRIACO

Senior Advisor/Director of Hockey Operations

Gene Ubriaco has been with the Wolves since the franchise's inception in 1994 and has served for the last 27 seasons as the team's director of hockey operations and the last 15 as senior advisor. Ubriaco served as the Wolves' first head coach and guided the expansion team to a 34-33-14 record and a berth in the 1995 Turner Cup playoffs.

"Ubie" began his coaching career at Lake Superior State University in 1972-73. Four years later, he led the Milwaukee Admirals to the Turner Cup playoffs to become the first International Hockey League coach to guide an expansion team into the postseason.

In 1988-89, Ubriaco moved on to the National Hockey League to coach the Pittsburgh Penguins. Under his tutelage, the Penguins shattered several team records and advanced to the Stanley Cup Playoffs after a seven-year absence. He posted a 50-47-9 record with Pittsburgh.

The Sault Ste. Marie, Ontario, native also played professional hockey for 10 years, which included three seasons in the NHL with the Penguins (1967-68), Oakland Seals (1968-69) and Chicago Blackhawks (1969-70). He posted 39 goals, 35 assists and 74 points in 177 regular-season games.



Ubriaco began his career with the Chicago Wolves as the team's first head coach. Since then, Ubriaco has spent time with the Wolves in all facets of operations, including director of hockey operations and senior advisor.

HOCKEY OPERATIONS



BILL BENTLEY

Assistant General Manager

Bill Bentley is in his 16th season as the Chicago Wolves' assistant general manager and stands as one of a handful of people who have been with the organization since the team's inception in 1994.

Bentley has been instrumental in the hockey operations department for more than 17 years, which includes all five seasons that ended with a championship.

The Chicago native joined the organization as a statistician in 1994 and was promoted to team services manager a year later. Bentley spent 12 seasons as the director of hockey administration – handling team travel, immigration and accounting for the hockey operations department – before assuming the assistant general manager role in August 2009.

A graduate of Quincy College, Bentley served as the Director of Media Relations for the Chicago Cheetahs of the now-defunct Roller Hockey International during the 1993-94 season.



NORINE GILLNER

Hockey Operations Assistant

Norine Gillner is in her 30th season assisting the Chicago Wolves' hockey operations department.

Gillner joined the club in September 1995. She works at the Hoffman Estates practice facility and assists with all aspects of the hockey operations department.

Gillner resides in Chicago with her daughters, Michaela and Meaghan, and son, Carl.



The Chicago Wolves rings for winning the 2022 Calder Cup.

COACHING STAFF



CAM ABBOTT
Head Coach

The 40-year-old Abbott is the 14th head coach in Wolves history. He served as the head coach of Rogle BK of the Swedish Hockey League from 2017-23.

He was named the '21-22 SHL Coach of the Year, after Rogle BK topped the SHL regular-season standings and captured the Champions Hockey League for the first time.

Prior to coaching Rogle BK, Abbott served as head coach of Vaxjo Lakers' Under-20 team from 2016-17.

The Sarnia, Ont., native also played several seasons of professional hockey as a forward. Abbott recorded 166 points (74 goals, 92 assists) in 276 SHL/Elitserien games with Rogle BK and Lulea HF from 2008-15.

He also tallied 65 points (35 goals, 30 assists) in 42 games with Frisk Asker (Norway) in 2007-08 and posted 70 points (35 goals, 35 assists) in 55 Central Hockey League games with Bossier-Shreveport in 2006-07. Abbott played four seasons of college hockey at Cornell from 2002-06.

COACHING STAFF



DAN PRICE
Assistant Coach

Dan Price was added to the Wolves coaching staff on Aug. 28, 2024.

Price joined the Wolves after eight seasons with the Western Hockey League's Victoria Royals, the final seven of which were as head coach.

Prior to joining Victoria, Price worked as an assistant coach for the University of Toronto Varsity Blues of Canadian Interuniversity Sport (CIS), as well as the WHL's Tri-City Americans and Chilliwack Bruins.

A graduate of the University of Saskatchewan's School of Law, Price also gained experience as a scout for the Regina Pats (WHL), an assistant coach for Team Pacific at the 2009 World Under-17 Hockey Challenge and a head coach and general manager of the Alberta Junior Hockey League's Drumheller Dragon.



SPIROS ANASTAS
Assistant Coach

Spiros Anastas was named to the Wolves coaching staff on Aug. 28, 2024.

Prior to joining the Wolves, the 39-year-old worked as a head coach in international competitions for Greece and China, as well as a scout for the AHL's Manitoba Moose during the 2023-24 season.

The Toronto native has also gained head coaching experience in the ECHL with the Brampton Beast and South Carolina Stingrays, in CIS with the University of Lethbridge and in international competition with Serbia, Estonia and South Korea.

He previously worked as an assistant coach in the AHL with the Grand Rapids Griffins, winning a Calder Cup championship in 2013.

COACHING STAFF



STAN DUBICKI
Goaltending Coach

Stan Dubicki is in his 16th season as the Wolves goaltending coach. Prior to joining the organization, he worked for five years at Wendell Young's Goaltending Academy. Dubicki currently works at the Franklin Park Ice Arena in addition to working with the Wolves.

Dubicki has also been a head or goaltending coach for several Chicago-area high schools.

Dubicki and his wife, Carla, and daughter, Nicole, and son, Joe, live in Schiller Park.



AUSTIN KASPER
Head Athletic Trainer

JIM SCHROEDER
Assistant Athletic Trainer



JAKE NITSCHKE
Strength and Conditioning Coach

COACHING STAFF



RANDY WOLF
Skating/Skills Coach



BOB KENNEDY
Head Equipment Manager



CJ REIF
Assistant Equipment Manager



PRESIDENTS



COURTNEY MAHONEY

President of Operations

Courtney Mahoney is in her 29th season with the Wolves and third as the President of Operations – following 14 years as the Senior Vice President of Operations.

The Western Springs native and Lyons Township High School graduate joined the Wolves’ community relations department in 1996 and moved into the leadership role before the 1997-98 season. She assumed control of game operations prior to the 2000-01 season before being named director of operations in 2004.

Mahoney, who earned the AHL’s Ken McKenzie Award in 2009 for outstanding promotion of the team, has spearheaded some of the club’s most successful community endeavors, including the Read to Succeed and Adopt-A-Dog programs. Under her supervision, more than \$6 million has been raised for Chicago Wolves Charities.

Mahoney and her staff were honored with the AHL Community Service Award for their community relations efforts during the 2011-12 and 2019-20 seasons. The following year, Mahoney and the team earned the AHL’s award for providing the most outstanding fan experience in the Western Conference.

A 1996 graduate of the University of Wisconsin, Mahoney resides in Chicago.



JON SATA

President of Business Operations

Jon Sata is in his fourth season as President of Business Operations. Prior to being elevated to his current role in July 2021, Sata spent six seasons as the vice president of partnerships and six seasons as the senior vice president of business and partnerships. The Purdue graduate came to the Wolves after one season as sponsorship executive for the Professional Bull Riders (PBR).

Before that, the 44-year-old worked as director of corporate partnerships for NASCAR’s Phoenix International Raceway and director of national sales/regional sales manager for Live Nation Motor Sports (currently Feld Entertainment).

Under Sata’s direction, the Wolves have won the American Hockey League’s Sponsorship Sales Department of the Year award four times (2010-11, 2011-12, 2014-15 and 2018-19).

Sata and his wife, Sarah, reside in Elmhurst with their sons, Justin and Jeremy, daughter, Sonya, and dog, Chile.

BROADCAST



JASON SHAVER

Play-by-Play Announcer

Jason Shaver has served as the voice of the Wolves since being named the team’s play-by-play announcer in August 2008. Prior to joining the organization, Shaver served as the director of broadcasting for the American Hockey League’s Houston Aeros during the 2007-08 season and worked as the director of corporate sales and broadcasting for the AHL’s Iowa Stars during the 2005-06 and 2006-07 seasons.

The Apple Valley, Minnesota, native is the third generation of hockey broadcasters in his family. His father, Wally Shaver, has been the voice of the University of Minnesota hockey team since 2001 while his grandfather, Al Shaver, a 1993 Hockey Hall of Fame inductee, was the radio voice of the Minnesota North Stars for 26 seasons.

Prior to his AHL career, Shaver spent two seasons as the play-by-play announcer for the ECHL’s Texas Wildcatters. The former college hockey player began his broadcasting career with stints as the radio announcer for the United States Hockey League’s Waterloo Black Hawks and Northwoods Baseball League’s Waterloo Bucks.

Shaver and his wife, Karin, reside in Chicago.



BILL GARDNER

Color Analyst

Bill Gardner has served as the Chicago Wolves’ color analyst since 2002.

Gardner spent six years as a color analyst in the National Hockey League, including four years alongside Pat Foley with the Chicago Blackhawks from 1998-2002. The Toronto native returned to the Blackhawks, where he played parts of eight seasons, after a two-year stint as the TV color analyst with the Carolina Hurricanes (1997-98) and the Hartford Whalers (1996-97). Gardner began his broadcasting career as a studio analyst for the Blackhawks on SportsChannel Chicago from 1993-96.

A nine-year NHL veteran, Gardner was drafted 49th overall by the Blackhawks in 1979. The former center notched 70 goals and 175 points in six seasons with the Blackhawks – which included an NHL-career-high 51 points in 1984-85 – before being traded to Hartford during the 1985-86 season. The Blackhawks re-signed Gardner as a free agent in 1987 and he played in Chicago’s organization for the next two seasons before retiring in 1989. He finished his NHL career with 73 goals and 188 points in 380 games. Gardner also played two seasons in the American Hockey League with the New Brunswick Hawks (1980-81) and Binghamton Whalers (1986-87) and posted 36 goals and 109 points in 98 games.



REGULAR - SEASON RECORDS

ALL-TIME REGULAR-SEASON RECORDS (TEAM)	
WIN STREAKS	
Overall	12 (2x), last (11/26/21 to 12/18/21)
at Home	13, (12/6/17 to 2/15/18)
on Road	9, (2/25/00 to 3/30/00)
to Start Season	7 (2021)
vs. Single Team	10 (2x), last - San Antonio Rampage, (3/31/04 to 1/8/05)
vs. Single Team at home	10, San Antonio Rampage, (12/14/05 to 10/26/07)
vs. Single team on road	12, Iowa Wild, (4/11/14 to 4/15/16)
LOSING STREAKS	
Losses	9, (11/13/95 to 11/29/95)
Losses at home	11, (11/24/00 to 1/7/01)
Losses on road	8 (2x), last (12/15/15 to 1/12/16)
CONSECUTIVE STREAKS	
Consecutive shutouts	2 (5x), last 1/29/22 to 2/4/22
Consecutive shutouts against	0
Consecutive games without being shut out	87 (12/11/03 to 12/31/04)
Consecutive games without shutting out opponent	75 (4/2/10 to 3/19/11)
Consecutive games scoring a power play goal	13 (12/9/06 to 1/5/07)
Consecutive games without allowing a power-play goal	12 (1/12/22 to 2/8/22); 700 mins, 48 secs
SINGLE-SEASON TEAM HIGHS	
Goals	331 (2006-07)
Assists	562 (2006-07)
Points	893 (2006-07)
Penalty minutes	2,423 (1995-96)
Goals at home	159 (1998-99)
Goals on road	186 (2006-07)
Goals against	310 (1995-96)
Goals against at home	144 (1995-96)
Goals against on road	169 (1994-95)
Wins	55 (1997-98)
Wins at home	29 (four times) (1997-98, 1998-99, 2007-08, 2009-10)
Wins on road	27 (2x), (1999-2000, 2006-07)
Losses	37 (2008-09)
Losses at home	17 (3x), (2023-24, 2005-06, 2006-07)
Losses on the road	22 (2008-09)
Overtime Wins	11 (2002-03)
Overtime Wins (home)	8 (2002-03)
Overtime Wins (road)	8 (2015-16)
Overtime Losses	8 (2016-17)
Overtime Losses (home)	4 (2x) (2023-24, 2018-19)
Overtime Losses (road)	5 (2x), (2016-17, 2017-18)
Shootout Wins	17 (1999-2000)
Shootout Wins at home	5 (5x), (1995-96, 1997-98, 1999-2000, 2009-10, 2013-14)
Shootout Wins on road	12 (1999-2000)
Shootout Losses	14 (1994-95)
Shootout Losses at home	8 (1994-95)
Shootout Losses on road	7 (1998-99)
Minor penalties	674 (2005-06)
Major penalties	123 (1994-95)
misconducts	37 (1998-99)

Game Misconducts	25 (1995-96)
Gross Misconducts	3 (2x)(2002-03, 2005-06)
Match penalties	3 (2003-04)
Power-play goals	112 (2006-07)
Power-play goals at home	59 (2007-08)
Power-play goals on road	59 (2006-07)
Power-play goals vs. one team	22 vs. Rockford IceHogs (2007-08)
Power-play goals against	106 (2005-06)
Short-handed goals	22 (2005-06)
Short-handed goals against	25 (1995-96)
Shutouts	9 (1999-2000)
Shutouts at home	6 (1999-2000)
Shutouts on road	5 (2x) (2009-10, 2012-13)
Shutouts against	9 (2023-24)
Shutouts against at home	6 (2x) (2023-24, 2014-15)
Shutouts against on road	4 (2001-02)
Points in standings	114 (1999-2000)
Points in standings at home	63 (1998-99)
Points in standings on road	59 (2006-07)

SINGLE-GAME TEAM HIGHS

Goals	11 vs. Peoria Rivermen (Dec. 30, 2005)
Assists	19 vs. Iowa Wild (Feb. 20, 2021)
Points	29 vs. Iowa Wild (Feb. 20, 2021)
Goals at home	11 vs. Peoria Rivermen (Dec. 30, 2005)
Goals on road	10 (twice) most recent: at Iowa Stars (Dec. 15, 2007)
Goals against	13 at Las Vegas Thunder (March 15, 1996)
Goals against at home	10 vs. Grand Rapids Griffins (Nov. 27, 2010)
Goals against on road	13 at Las Vegas Thunder (March 15, 1996)
Goals, both teams	19 at Las Vegas Thunder (Chicago 6, Las Vegas 13) (March 15, 1996)
Penalty minutes	123 at Peoria Rivermen (Oct. 9, 1994)
Penalty minutes against	144 vs. Cleveland Barons (Jan. 12, 2002)
Penalty minutes, both Teams	198 vs. Cleveland Barons (Jan. 12, 2002)
Penalties	27 vs. Rockford IceHogs (April 12, 2008)
Penalties, both Teams	49 vs. Rockford IceHogs (Chicago 27, Rockford 22) (April 12, 2008)
Power-play goals	8 vs. Kansas City Blades (March 24, 1996)
Power-play goals against	5 (5x), Last at Milwaukee Admirals (Nov. 13, 2019)
Power-play attempts	17 at Cleveland Lumberjacks (Oct. 21, 1995)
Short-handed goals	2 (2x), Last at Manitoba Moose (March 1, 2020)
Short-handed goals against	3 (3x), Last at Lake Erie (Feb. 11, 2016)
Penalty kill attempts	14 (2x), Last at Iowa Stars (Dec. 16, 2005)
Shots	60 vs. San Antonio Rampage (Dec. 2, 2006)
Shots against	58 at Rockford IceHogs (April 12, 2013)
Shootout rounds	13 (2x), Last at Fort Wayne Komets (Nov. 9, 1996)
Decisive win	8 goals (5x), Last 10-2 vs. Iowa Wild (Feb. 20, 2021)
Decisive win at home	8 goals (3x), Last 10-2 vs. Iowa Wild (Feb. 20, 2021)
Decisive win on road	8 goals (2x), Last 10-2 at Iowa Stars (Dec. 15, 2007)
Decisive shutout win	8 goals (2x), Last 8-0 at Houston Aeros (Feb. 18, 2007)
Decisive loss	9 goals 9-0 at Cleveland Monsters (Feb. 3, 2024)
Decisive loss at home	7 goals vs. Detroit Vipers (8-1, Feb. 15, 1997)
Decisive loss on road	8 goals 8-0 at Rockford IceHogs (Jan. 7, 2022)
Decisive shutout loss	9 goals 9-0 at Cleveland Monsters (Feb. 3, 2024)

SINGLE-GAME FASTEST (TEAM)

Opening goal	0:09 (twice) most recent: Tim Miller vs. Peoria Rivermen (March 11, 2011)
Opening goal against	0:08 Josh Melnick vs. Texas Stars (March 2, 2022)
Opening goal, period	0:07 Steve Maltais, second period vs. Utah Grizzlies (Oct. 6, 2001)
Time between two goals	0:06 Joe Motzko, Colin Stuart vs. Rockford IceHogs (Dec. 6, 2008)
Time between two goals against	0:07 (twice) most recent: Mikko Koivu, Marius Holtet vs. Houston Aeros (Feb. 12, 2005)
Three goals for	0:59, Steve Maltais, Scott Pearson, Doug Barrault vs. Quebec Rafales (March 15, 1998)
Three goals against	1:01 Manny Malhotra, Nick Moutrey, Trent Vogelhuber to Lake Erie Monsters (Feb. 11, 2016)

PERIOD HIGHS (TEAM)

Goals	6 (4x), Last - first period vs. Grand Rapids (Dec. 22, 2022)
Goals against	7, second period vs. Grand Rapids Griffins (Nov. 27, 2010)
Goals, both teams	10, second period vs. Grand Rapids Griffins (Nov. 27, 2010)
Penalty minutes	91, third period vs. Rockford IceHogs (April 12, 2008)
Penalty minutes against	112, third period vs. Cleveland Barons (Jan. 12, 2002)
Penalty minutes, both teams	160, third period vs. Rockford IceHogs (April 12, 2008)
Power-play goals	4, most recent: second period vs. Peoria Rivermen (Dec. 30, 2006)
Power-play goals against	5 second period at Texas Stars (Nov. 16, 2010)
Short-handed goals	2 (8x) most recent: second period vs. Manitoba Moose (March 1, 2020)
Short-handed goals against	3 third period at Lake Erie Monsters (Feb. 11, 2016)
Shots	27 second period at Manitoba Moose (Dec. 19, 1997)
Shots against	29 second period vs. Kansas City Blades (March 24, 1996)

PERIOD LOWS (TEAM)

Longest stretch without allowing a power-play goal	777 minutes, 59 seconds (1/9/22 to 2/11/22)
Most consecutive power plays killed	35 (1/9/22 to 2/11/02)
Shots	0 (3x) most recent: third period vs. Manitoba Moose (March 12, 2005)
Shots against	0 (3x) third period at Peoria Rivermen (Nov. 18, 2005), third period vs. Cleveland Monsters (Jan. 9, 2022) first period vs. Rockford IceHogs (April 1, 2023)



ALL-TIME INDIVIDUAL REGULAR-SEASON RECORDS	
CAREER LEADERS	
Goals	454 - Steve Maltais
Assists	497 - Steve Maltais
Points	951 - Steve Maltais
Penalty Minutes	1,061 - Steve Maltais
Hat Tricks	18 - Steve Maltais
Power-Play Goals	195 - Steve Maltais
Short-handed Goals	21 - Derek MacKenzie
Game-winning Goals	67 - Steve Maltais
STREAKS	
Goals	9 games (13 goals) - Brett Sterling (Dec. 12-29, 2006)
Assists	14 games (23 assists) - Darren Haydar (Nov. 4 to Dec. 8, 2006)
Points	39 games (24-55-79) - Darren Haydar (Oct. 7, 2006 to Jan. 6, 2007)
Consecutive starts by A goaltender	18 Jordan Binnington (Jan. 17 to March 1, 2015)
Consecutive shutouts	2 (7x) most recent - Dec. 2-5, 2021 (Alex Lyon)
Longest shutout streak by A goaltender (minutes)	191:14 Garret Sparks (Oct. 23 to Nov 10, 2019)
Winning streak by A goaltender	16 Wendell Young (Nov. 15, 1997 to Jan. 7, 1998)
INDIVIDUAL SINGLE SEASON	
Goals	60 - Steve Maltais (1996-97)
Assists	91 - Rob Brown (1995-96)
Points	143 - Rob Brown (1995-96)
Penalty minutes	390 - Kevin MacDonald (1994-95)
Hat tricks	5 - Steve Maltais (1995-96)
Goals, Center	39 - Jason Krog (2007-08)
Goals, Left Wing	60 - Steve Maltais (1996-97)
Goals, Right Wing	52 - Rob Brown (1995-96)
Goals, Defenseman	21 - Joel Kwiatkowski (2007-08)
Goals, Rookie	55 - Brett Sterling (2006-07)
Assists, Center	73 - Andrew Poturalski (2021-22)
	73 - Jason Krog (2007-08)
Assists, Left Wing	66 - Steve Maltais (1995-96)
Assists, Right Wing	91 - Rob Brown (1995-96)
Assists, Defenseman	55 - Tom Tilley (1998-99)
Assists, Rookie	55 - Brian Wiseman (1994-95)
Points, Center	112 - Jason Krog (2007-08)
Points, Left Wing	122 - Steve Maltais (1995-96)
Points, Right Wing	143 - Rob Brown (1995-96)
Points, Defenseman	60 - Tom Tilley (1998-99)
Points, Goaltender	4 - Wendell Young (1995-96)
	4 - Matt Climie (2011-12)
Points, Rookie	97 - Brett Sterling (2006-07)
Goals vs. one team	12 - Stefan Noesen vs. Texas Stars (2021-22)
	12 - Steve Maltais vs. Milwaukee Admirals (1998-99)
Assists vs. one team	17 - Darren Haydar vs. Iowa Stars (2006-07)
Points vs. one team	24 - Andrew Poturalski vs. Grand Rapids Griffins (2021-22)
Penalty minutes, center	194 - Danny Lacroix (1999-2000)
	194 - Andre Deveau (2010-11)
Penalty minutes, left wing	267 - Kip Brennan (2004-05)
Penalty minutes, right wing	249 - Billy Tibbetts (2005-06)

Penalty Minutes, defenseman	390 - Kevin MacDonald (1994-95)
Penalty Minutes, goaltender	66 - Wendell Young (1999-2000)
Penalty Minutes, rookie	257 - Garnet Exelby (2001-02)
Minor Penalties	68 - Karl Stewart (2004-05)
Major penalties	32 - Kevin MacDonald (1994-95)
Misconducts	7 - Billy Tibbetts (2005-06)
Game Misconducts	5 - Kevin MacDonald (1994-95)
Gross Misconducts	2 - Wendell Young (1997-98)
Match Penalties	1 (15x) most recent: Alex Gallant (Dec. 12, 2018)
Power-Play Goals	27 (2x) - Steve Maltais (1995-96, 1996-97)
Short-handed goals	7 - Ben Simon (2002-03)
Overtime Goals	4 - Brett Sterling (2007-08)
	4 - Danny Kristo (2015-16)
Game-winning goals	10 - Chris Marinucci (1998-99)
	10 - Brett Sterling (2007-08)
	10 - Mark Mancari (2011-12)
	10 - Shane Harper (2014-15)
Shots	415 - Steve Maltais (1995-96)
Plus/Minus Rating	+47 - Arturs Kulda (2009-10)
Wins by a Goaltender	38 - Kari Lehtonen (2004-05)
Shutouts	7 - Jake Allen (2013-14)

INDIVIDUAL SINGLE GAME	
Goals	4 - Dan Currie vs. Los Angeles Ice Dogs (Dec. 29, 1995), 4 - Dan Currie vs. Kansas City Blades (March 24, 1996) 4 - Nigel Dawes vs. Toronto Marlies (Jan. 5, 2011) 4 - Kenny Agostino at Iowa Wild (Dec. 31, 2016) 4 - Daniel Carr at Milwaukee Admirals (Nov. 7, 2018)
Assists	6 - Rob Brown vs. Kansas City Blades (March 24, 1996)
Points	8 - Rob Brown (2G, 6A) vs. Kansas City Blades (March 24, 1996)
Penalty Minutes	47 - Billy Tibbetts at Milwaukee Admirals (April 14, 2006)
Penalties	8 - Chris LiPuma (5 minor penalties, 3 10-min. misconducts) vs. Orlando Solar Bears (Feb. 14, 1999)
Minor penalties	5 (4x) most recent: Cody Beach vs. Rochester Americans (Feb. 28, 2014)
Major penalties	3 - Marc Potvin at Long Beach Ice Dogs (Oct. 5, 1997)
Power-Play Goals	4 - Dan Currie vs. Kansas City Blades (March 24, 1996)
Short-handed Goals	2 - Niklas Andersson vs. Detroit Vipers (Dec. 22, 2000) 2 - Dan Snyder vs. Cincinnati Mighty Ducks (Dec. 13, 2002) 2 - Jeremy Welsh at Milwaukee Admirals (March 27, 2015) 2 - T.J. Tynan vs. Iowa Wild (Dec. 16, 2017) 2 - Spencer Smallman vs. Rockford IceHogs (April 19, 2022)
Plus/Minus Rating	+6 - Arturs Kulda vs. Abbotsford Heat (Oct. 24, 2009)
SAVES	51 - Ray LeBlanc at Milwaukee Admirals (Feb. 10, 1995)
GOALS Against	4 (6x) most recent: Patrick Rissmiller, Lake Erie Monsters (Dec. 3, 2010)
Assists Against	5 (5x) most recent: Brandon Pirri, Rockford IceHogs (April 12, 2013)
Points against	7 (2x) - John Cullen (2G, 5A), Cleveland Lumberjacks (Nov. 7, 1999) Tomas Tatar (2G, 5A), Grand Rapids Griffins (Nov. 27, 2010)

INDIVIDUAL PERIOD HIGHS	
Goals	3 (9x) most recent: Brett Sterling, third period vs. Lake Erie Monsters (March 29, 2013)
Assists	4 Darren Haydar, second period at Iowa Stars (Dec. 12, 2006)
Points	4 (7x) most recent: Andrew Poturalski (G, 3A), third period at Grand Rapids Griffins (Nov. 26, 2021)
Penalty Minutes	37 Francis Lessard, third period vs. Houston Aeros (April 15, 2006)
Penalties	6 (2x) Scott Pearson, third period at Long Beach Ice Dogs (Oct. 5, 1997)
	Mark Potvin, first period vs. Cleveland Lumberjacks (Feb. 28, 1998)
Minor penalties	4 (2x) Steve Gosselin, second period vs. San Francisco Spiders (Oct. 25, 1995)
	Joel Edmundson, second period at Rockford IceHogs (Nov. 30, 2013)
Saves	27 Wendell Young, second period vs. Kansas City Blades (March 24, 1996)
Goals against	3 (5x) most recent: Austin Watson, second period vs. Milwaukee Admirals (April 12, 2014)
Assists Against	4 Patrice Lefebvre, first period at Las Vegas Thunder (March 15, 1996)
Points Against	4 (4x) Patrice Lefebvre (4A) and Ken Quinney (2G, 2A), first period at Las Vegas Thunder (March 15, 1996)
	Tomas Tatar (G, 3A), second period vs. Grand Rapids Griffins (Nov. 27, 2010)
	Matthew Ford (G, 3A), first period vs. Oklahoma City Barons (April 11, 2015)



ALL-TIME REGULAR-SEASON SCORING					
TOP 40 ALL-TIME SCORERS					
PLAYER	GP	G	A	PTS	PIM
Steve Maltais	839	454	497	951	1,061
Rob Brown	369	157	326	483	483
Darren Haydar	342	128	240	368	257
Brett Sterling	408	193	169	362	470
Jason Krog	282	98	244	342	106
Bob Nardella	476	59	239	298	331
Steve Larouche	203	84	144	228	168
Chris Marinucci	240	99	121	220	77
Steve Martins	262	64	129	193	307
Derek MacKenzie	377	83	101	184	441
Niklas Andersson	183	70	107	177	189
Kevin Doell	375	69	106	175	414
J.P. Vigier	201	83	84	167	136
Brian Wiseman	148	50	110	160	169
Tom Tilley	231	17	141	158	133
Spencer Machacek	223	64	86	150	136
Cory Larose	143	48	98	146	119
Ty Rattie	215	71	70	141	79
Joey Crabb	256	55	84	139	224
Tim Bergland	361	53	81	134	179
Pat Cannone	196	50	83	133	72
T.J. Tynan	141	27	104	131	58
Brandon Pirri	124	62	67	129	95
Scott Pearson	217	76	44	120	503
Tim Breslin	330	37	82	119	298
Guy Larose	251	44	71	115	256
Brian Noonan	162	51	64	115	183
Nathan Oystriick	205	37	77	114	317
Kip Miller	110	30	81	111	80
Jared Ross	169	32	75	107	89
Jordan LaVallee	219	55	52	107	257
Dan Plante	306	58	49	107	292
Karl Stewart	220	48	58	106	596
Andrew Poturalski	71	28	73	101	36
Dan Currie	134	57	44	101	71
Wade Megan	136	44	55	99	109
Michael Davies	205	47	52	99	74
Curtis McKenzie	132	37	59	96	148
Kamil Piros	166	39	59	98	52
Simon Gamache	118	42	52	94	52



ALL-TIME GOAL SCORERS		
60-GOAL SCORES		
1996-97	1	Steve Maltais (60)
50-GOAL SCORES		
1994-95	1	Steve Maltais (57)
1995-96	2	Rob Brown (52)
		Steve Maltais (56)
1998-99	1	Steve Maltais (56)
2006-07	1	Brett Sterling (55)
40-GOAL SCORES		
1997-98	1	Steve Maltais (46)
1998-99	1	Chris Marinucci (41)
1999-2000	1	Steve Maltais (44)
2006-07	1	Darren Haydar (41)
2021-22	1	Stefan Noesen (48)
30-GOAL SCORES		
1995-96	2	Dan Currie (39)
		Brian Wiseman (33)
1996-97	1	Rob Brown (37)
1997-98	2	Steve Larouche (32)
		Scott Pearson (34)
1999-2000	3	Steve Larouche (31)
		Chris Marinucci (31)
		Brian Noonan (30)
2000-01	2	Niklas Andersson (33)
		Steve Larouche (31)
2001-02	1	Steve Maltais (31)
2002-03	2	Simon Gamache (35)
		Steve Maltais (30)
2003-04	2	Eric Healey (31)
		Steve Maltais (31)
2005-06	2	Ramzi Abid (34)
		Scott Barney (32)
2007-08	2	Jason Krog (39)
		Brett Sterling (38)
2009-10	2	Brett Sterling (34)
		Tim Stapleton (30)
2011-12	1	Mark Mancari (30)
2013-14	1	Ty Rattie (31)
2014-15	1	Shane Harper (32)
2016-17	1	Wade Megan (33)
2018-19	1	Daniel Carr (30)
2023-24	1	Rocco Grimaldi (36)
20-GOAL SCORES		
1994-95	1	Lee Davidson (28)
1996-97	2	Troy Murray (21)
		Tim Bergland (20)
1997-98	5	Ravil Gusmanov (27)
		Chris Marinucci (27)
		Steve Martins (20)
		Marc Rodgers (25)
		Alexander Semak (26)
1998-99	2	Scott Pearson (23)
		Dan Plante (21)
1999-2000	1	Niklas Andersson (20)
2000-01	4	Steve Maltais (25)
		Rob Brown (24)
		Ted Drury (21)
		Brian Noonan (21)
2001-02	2	Rob Brown (29)
		J.P. Vigier (25)
2002-03	1	J.P. Vigier (29)
2004-05	5	J.P. Vigier (29)
		Cory Larose (26)
		Brad Larsen (26)
		Stephen Weiss (22)
		Lonny Bohonos (20)
2005-06	3	Justin Morrison (22)
		Karl Stewart (22)
		Billy Tibbetts (20)
2006-07	2	Jason Krog (26)
		Cory Larose (22)
2007-08	4	Joe Motzko (27)
		Jesse Schultz (26)
		Joel Kwiatkowski (21)
		Jordan LaVallee (20)
2008-09	2	Joe Motzko (29)
		Spencer Machacek (23)
2009-10	3	Joey Crabb (24)
		Spencer Machacek (20)
		Johnny Pohl (20)
2010-11	4	Nigel Dawes (27)
		Darren Haydar (27)
		Andre Deveaux (23)
		Spencer Machacek (21)
2011-12	2	Darren Haydar (21)
		Jordan Schroeder (21)
2012-13	2	Brett Sterling (24)
		Darren Haydar (20)
2014-15	2	Ty Rattie (21)
		Jeremy Welsh (20)
2015-16	2	Danny Kristo (25)
		Pat Cannone (20)
2016-17	2	Samuel Blais (26)
		Kenny Agostino (24)
2017-18	3	Teemu Pulkkinen (29)
		Brandon Pirri (29)
		Paul Thompson (24)
2018-19	3	Brooks Macek (26)
		Curtis McKenzie (20)
		Keegan Kolesar (20)
2021-22	4	Andrew Poturalski (28)
		CJ Smith (24)
		Josh Leivo (22)
		Jack Drury (20)
2022-23	1	Vasily Ponomarev (24)
2023-24	2	Nathan Sucese (23)
		Chris Terry (21)

ALL-TIME REGULAR-SEASON GOALTENDING		
TOP 10 IN WINS		
1.	Wendell Young	169
2.	Matt Climie	70
3.	Kari Lehtonen	61
4.	Jordan Binnington	59
5.	Oscar Dansk	58
6.	Michael Garnett	56
7.	Ray LeBlanc	53
8.	Ondrej Pavelec	51
9.	Norm Maracle	43
10.	Peter Mannino	42
TOP 10 GAMES PLAYED		
1.	Wendell Young	322
2.	Matt Climie	145
3.	Ray LeBlanc	127
4.	Jordan Binnington	119
5.	Michael Garnett	116
6.	Kari Lehtonen	102
7.	Norm Maracle	100
8.	Oscar Dansk	95
9.	Ondrej Pavelec	93
10.	Peter Mannino	80
TOP 10 IN SHUTOUTS		
1.	Wendell Young*	18
2.	Matt Climie	9
3.	Kari Lehtonen	8
4.	Jake Allen	7
5.	Jordan Binnington	6
	Oscar Dansk	6
7.	Eddie Lack	5
	Norm Maracle	5
	Ondrej Pavelec	5
10.	Pheonix Copley	4
	Michael Garnett	4
	Ray LeBlanc**	4
	Richard Shulmistra	4



ALL-TIME REGULAR-SEASON GOALTENDING

TOP 10 IN SAVES

1.	Wendell Young	8,467
2.	Matt Climie	3,753
3.	Ray LeBlanc	3,327
4.	Jordan Binnington	3,079
5.	Kari Lehtonen	2,923
6.	Michael Garnett	2,848
7.	Norm Maracle	2,649
8.	Ondrej Pavelec	2,548
9.	Oscar Dansk	2,384
10.	Peter Mannino	1,872

TOP 10 IN ASSISTS

1.	Wendell Young	14
2.	Norm Maracle	5
3.	Matt Climie	5
4.	Kari Lehtonen	4
	Ray LeBlanc	4
5.	Michael Garnett	3
	Robert Gherson	3
	Peter Mannino	3
	Oscar Dansk	3
9.	Five tied	2

TOP 10 IN MINUTES

1.	Wendell Young	17,912
2.	Matt Climie	8,342
3.	Jordan Binnington	6,839
4.	Ray LeBlanc	6,628
5.	Michael Garnett	6,357
6.	Kari Lehtonen	5,941
7.	Norm Maracle	5,714
8.	Oscar Dansk	5,526
9.	Ondrej Pavelec	5,508
10.	Peter Mannino	4,258



YEAR-BY-YEAR RECORDS

POWER PLAYS

SEASON	G-OPP	PP%	RANK
1994-95	67-335	20.0%	(No. 5 of 18)
1995-96	93-478	19.5%	(6 of 19)
1996-97	69-403	17.1%	(T-11 of 19)
1997-98	90-476	18.9%	(T-3 of 18)
1998-99	76-441	17.2%	(7 of 16)
1999-2000	70-392	17.9%	(2 of 13)
2000-01	65-370	17.6%	(5 of 11)
2001-02	69-418	16.5%	(13 of 27)
2002-03	98-498	19.7%	(1 of 28)
2003-04	76-424	17.9%	(2 of 28)
2004-05	76-472	16.1%	(10 of 28)
2005-06	92-553	16.6%	(18 of 27)
2006-07	112-548	20.4%	(3 of 27)
2007-08	107-515	20.8%	(T-3 of 29)
2008-09	69-459	15.0%	(25 of 29)
2009-10	56-324	17.3%	(16 of 29)
2010-11	76-369	20.6%	(5 of 30)
2011-12	50-324	15.4%	(T-23 of 30)
2012-13	51-298	17.1%	(14 of 30)
2013-14	43-342	12.6%	(30 of 30)
2014-15	50-290	17.2%	(T-13 of 30)
2015-16	48-302	15.9%	(21 of 30)
2016-17	61-301	20.3%	(8 of 30)
2017-18	62-334	18.6%	(11 of 30)
2018-19	62-199	20.7%	(6 of 31)
2019-20	44-226	19.5%	(10 of 31)
2020-21	34-137	24.8%	(4 of 28)
2021-22	63-321	19.6%	(13 of 31)
2022-23	46-250	18.4%	(19 of 32)
2023-24	56-262	21.4%	(3 of 32)

PENALTY KILLING

SEASON	PK-OPP	PK%	RANK
1994-95	275-351	78.3%	(No. 15 of 18)
1995-96	414-513	80.7%	(15 of 19)
1996-97	317-402	78.8%	(17 of 19)
1997-98	346-418	82.8%	(10 of 18)
1998-99	381-453	84.1%	(T-5 of 16)
1999-2000	354-414	85.5%	(5 of 13)
2000-01	329-384	85.7%	(3 of 11)
2001-02	313-374	83.7%	(11 of 27)
2002-03	409-502	81.5%	(22 of 28)
2003-04	341-396	86.1%	(12 of 28)
2004-05	394-466	84.5%	(14 of 28)
2005-06	471-577	81.6%	(17 of 27)
2006-07	394-481	81.9%	(19 of 27)
2007-08	428-507	84.4%	(T-6 of 29)
2008-09	331-405	81.7%	(23 of 29)
2009-10	263-309	85.1%	(7 of 29)
2010-11	290-373	77.7%	(29 of 30)
2011-12	235-279	84.2%	(6 of 30)
2012-13	232-289	80.3%	(28 of 30)
2013-14	292-341	85.6%	(T-4 of 30)
2014-15	223-270	82.6%	(19 of 30)
2015-16	250-314	79.6%	(29 of 30)
2016-17	238-288	82.6%	(13 of 30)
2017-18	246-295	83.4%	(12 of 30)
2018-19	226-275	82.2%	(11 of 31)
2019-20	170-208	81.7%	(18 of 31)
2020-21	114-137	83.2%	(9 of 28)
2021-22	213-256	83.2%	(5 of 31)
2022-23	42-266	84.2%	(4 of 32)
2023-24	45-270	83.3%	(T-11 of 32)

SHORT-HANDED GOALS

SEASON	FOR	AGAINST
1994-95	6 (No. 16 of 18)	7 (No. 3 of 18)
1995-96	12 (T-13 of 19)	25 (19 of 19)
1996-97	6 (18 of 19)	15 (T-17 of 19)
1997-98	13 (T-4 of 18)	12 (T-12 of 18)
1998-99	16 (2 of 16)	6 (T-4 of 16)
1999-2000	13 (2 of 13)	10 (T-8 of 13)
2000-01	14 (2 of 11)	7 (2 of 11)
2001-02	14 (T-5 of 27)	15 (24 of 27)
2002-03	19 (1 of 28)	12 (T-17 of 28)
2003-04	8 (T-17 of 28)	9 (T-14 of 28)
2004-05	13 (T-5 of 28)	10 (T-17 of 28)
2005-06	22 (T-1 of 27)	14 (T-18 of 27)
2006-07	19 (T-3 of 27)	13 (T-15 of 27)
2007-08	19 (T-2 of 29)	6 (T-4 of 29)
2008-09	12 (T-7 of 29)	13 (25 of 29)
2009-10	14 (5 of 29)	7 (T-8 of 29)
2010-11	10 (T-9 of 30)	10 (T-19 of 30)
2011-12	11 (6 of 30)	5 (T-5 of 30)
2012-13	5 (T-27 of 30)	8 (T-12 of 30)
2013-14	12 (3 of 30)	6 (T-7 of 30)
2014-15	8 (T-8 of 30)	7 (T-14 of 30)
2015-16	4 (28 of 30)	8 (13 of 30)
2016-17	8 (T-13 of 30)	4 (T-2 of 30)
2017-18	10 (T-7 of 30)	7 (T-8 of 30)
2018-19	6 (T-18 of 31)	5 (T-5 of 31)
2019-20	7 (T-15 of 31)	5 (T-6 of 31)
2020-21	7 (2 of 28)	2 (T-3 of 28)
2021-22	12 (T-5 of 31)	8 (T-12 of 31)
2022-23	10 (T-6 of 32)	9 (T-22 of 32)
2023-24	10 (T-6 of 32)	6 (T-8 of 32)


TEAM PENALTY MINUTES

SEASON	MINUTES
1994-95	2,223 (4 of 18)
1995-96	2,423 (2 of 19)
1996-97	1,508 (17 of 19)
1997-98	1,751 (14 of 18)
1998-99	2,044 (7 of 16)
1999-2000	1,695 (10 of 13)
2000-01	1,563 (8 of 11)
2001-02	1,695 (13 of 27)
2002-03	1,905 (5 of 28)
2003-04	1,658 (9 of 28)
2004-05	1,954 (11 of 28)
2005-06	2,013 (6 of 27)
2006-07	1,852 (6 of 27)
2007-08	1,859 (T-3 of 29)
2008-09	1,288 (24 of 29)
2009-10	1,112 (27 of 29)
2010-11	1,402 (15 of 30)
2011-12	1,065 (25 of 30)
2012-13	1,090 (22 of 30)
2013-14	1,026 (26 of 30)
2014-15	1,076 (24 of 30)
2015-16	1,230 (7 of 30)
2016-17	947 (21 of 30)
2017-18	848 (23 of 30)
2018-19	886 (20 of 31)
2019-20	704 (21 of 31)
2020-21	529 (4 of 28)
2021-21	891 (23 of 31)
2022-23	811 (25 of 32)
2023-24	998 (9 of 32)

YEAR-BY-YEAR RECORDS

SHUTOUTS		
SEASON	FOR	AGAINST
1994-95	1 (T-10 of 18)	2 (T-9 of 18)
1995-96	1 (T-13 of 19)	2 (T-8 of 19)
1996-97	4 (T-6 of 19)	4 (T-10 of 19)
1997-98	3 (T-7 of 18)	2 (T-2 of 18)
1998-99	4 (T-4 of 16)	3 (T-7 of 16)
1999-2000	9 (T-1 of 13)	2 (2 of 13)
2000-01	8 (T-4 of 11)	2 (2 of 11)
2001-02	5 (T-12 of 27)	5 (T-15 of 27)
2002-03	3 (T-18 of 28)	3 (T-4 of 28)
2003-04	4 (T-22 of 28)	2 (2 of 28)
2004-05	6 (T-14 of 28)	2 (T-2 of 28)
2005-06	2 (T-22 of 27)	2 (T-3 of 27)
2006-07	4 (T-13 of 28)	2 (T-3 of 28)
2007-08	4 (T-14 of 28)	4 (T-11 of 28)
2008-09	5 (T-8 of 27)	3 (T-8 of 27)
2009-10	6 (T-6 of 29)	5 (T-15 of 29)
2010-11	1 (T-29 of 30)	2 (T-3 of 30)
2011-12	5 (T-8 of 30)	5 (T-20 of 30)
2012-13	7 (T-6 of 30)	5 (T-16 of 30)
2013-14	7 (T-5 of 30)	3 (T-8 of 30)
2014-15	5 (T-17 of 30)	8 (28 of 30)
2015-16	4 (T-13 of 30)	6 (T-18 of 30)
2016-17	4 (T-16 of 30)	1 (T-1 of 30)
2017-18	4 (T-12 of 30)	2 (T-5 of 30)
2018-19	3 (T-15 of 31)	2 (T-2 of 31)
2019-20	5 (T-4 of 31)	5 (T-4 of 31)
2020-21	2 (T-6 of 28)	0 (T-1 of 28)
2021-22	7 (1 of 31)	2 (T-6 of 31)
2022-23	3 (T-18 of 32)	3 (T-8 of 32)
2023-24	2	9

SHOTS FOR		
SEASON	SHOTS	AVERAGE
1994-95	2,446	30.20 (No. 14 of 18)
1995-96	2,531	30.87 (13 of 19)
1996-97	2,439	29.74 (15 of 19)
1997-98	2,727	33.26 (2 of 18)
1998-99	2,841	34.65 (1 of 16)
1999-2000	2,503	30.52 (4 of 13)
2000-01	2,602	31.73 (2 of 11)
2001-02	2,478	30.98 (13 of 27)
2002-03	2,531	31.64 (7 of 28)
2003-04	2,408	30.10 (T-15 of 28)
2004-05	2,461	30.76 (T-13 of 28)
2005-06	2,531	31.64 (10 of 27)
2006-07	2,648	33.10 (4 of 27)
2007-08	2,343	29.29 (20 of 29)
2008-09	2,449	30.61 (12 of 29)
2009-10	2,394	29.93 (15 of 29)
2010-11	2,427	30.34 (14 of 30)
2011-12	2,202	28.97 (27 of 30)
2012-13	2,218	29.18 (23 of 30)
2013-14	2,354	30.97 (11 of 30)
2014-15	2,300	30.26 (12 of 30)
2015-16	2,194	28.87 (25 of 30)
2016-17	2,226	29.29 (19 of 30)
2017-18	2,358	31.03 (8 of 30)
2018-19	2,106	27.71 (26 of 31)
2019-20	1,634	26.79 (31 of 31)
2020-21	1,036	31.39 (11 of 28)
2021-22	2,615	34.31 (2 of 31)
2022-23	2,031	28.21 (31 of 32)
2023-24	1,971	27.13 (28 of 32)



SHOTS AGAINST		
SEASON	SHOTS AGAINST	AVERAGE
1994-95	2,806	34.64 (No. 16 of 18)
1995-96	2,948	35.95 (19 of 19)
1996-97	2,605	31.77 (11 of 19)
1997-98	2,361	28.79 (6 of 18)
1998-99	2,398	29.24 (6 of 16)
1999-2000	2,351	28.79 (6 of 13)
2000-01	2,544	31.02 (7 of 11)
2001-02	2,496	31.20 (16 of 27)
2002-03	2,446	30.58 (15 of 28)
2003-04	2,596	32.45 (22 of 28)
2004-05	2,579	32.24 (21 of 28)
2005-06	2,257	28.21 (3 of 27)
2006-07	2,341	29.26 (9 of 27)
2007-08	2,483	31.04 (21 of 29)
2008-09	2,299	28.74 (10 of 29)
2009-10	2,426	30.33 (16 of 29)
2010-11	2,392	29.90 (T-13 of 30)
2011-12	2,391	31.46 (22 of 30)
2012-13	2,341	30.80 (18 of 30)
2013-14	2,183	28.72 (7 of 30)
2014-15	2,123	27.93 (3 of 30)
2015-16	2,339	30.78 (16 of 30)
2016-17	2,294	30.18 (19 of 30)
2017-18	2,210	29.08 (10 of 30)
2018-19	2,146	28.24 (8 of 31)
2019-20	1,767	28.97 (7 of 31)
2020-21	1,045	31.67 (21 of 28)
2021-22	1,972	25.95 (2 of 31)
2022-23	2,101	29.18 (10 of 32)
2023-24	2,189	30.40 (19 of 32)

YEAR-BY-YEAR RECORDS

GOALS FOR		
YEAR	GOALS	AVERAGE
1994-95	261	3.22 (No. 17 of 18)
1995-96	288	3.51 (T-11 of 19)
1996-97	276	3.37 (T-7 of 19)
1997-98	301	3.67 (1 of 18)
1998-99	285	3.48 (2 of 16)
1999-2000	270	3.29 (1 of 13)
2000-01	267	3.26 (T-3 of 11)
2001-02	250	3.13 (4 of 27)
2002-03	276	3.45 (2 of 28)
2003-04	246	3.08 (2 of 28)
2004-05	245	3.06 (4 of 28)
2005-06	278	3.48 (5 of 27)
2006-07	331	4.14 (1 of 27)
2007-08	300	3.75 (1 of 29)
2008-09	226	2.83 (16 of 29)
2009-10	264	3.30 (4 of 29)
2010-11	260	3.25 (5 of 30)
2011-12	213	2.80 (T-14 of 30)
2012-13	204	2.68 (T-18 of 30)
2013-14	239	3.14 (6 of 30)
2014-15	210	2.76 (17 of 30)
2015-16	194	2.55 (T-27 of 30)
2016-17	251	3.30 (T-4 of 30)
2017-18	244	3.21 (6 of 30)
2018-19	250	3.29 (T-8 of 31)
2019-20	155	2.54 (29 of 31)
2020-21	132	4.00 (1 of 28)
2021-22	261	3.43 (4 of 31)
2022-23	227	3.15 (16 of 32)
2023-24	192	2.67 (28 of 32)

GOALS AGAINST		
YEAR	GOALS	AVERAGE
1994-95	306	3.78 (No. 12 of 18)
1995-96	310	3.78 (13 of 19)
1996-97	290	3.54 (14 of 19)
1997-98	258	3.15 (T-10 of 18)
1998-99	246	3.00 (5 of 16)
1999-2000	228	2.78 (7 of 13)
2000-01	249	3.04 (7 of 11)
2001-02	236	2.95 (19 of 27)
2002-03	237	2.96 (19 of 28)
2003-04	208	2.60 (14 of 28)
2004-05	211	2.64 (14 of 28)
2005-06	275	3.44 (23 of 27)
2006-07	252	3.15 (18 of 27)
2007-08	226	2.83 (14 of 29)
2008-09	222	2.78 (12 of 29)
2009-10	214	2.68 (T5 of 29)
2010-11	262	3.28 (27 of 30)
2011-12	193	2.54 (5 of 30)
2012-13	207	2.72 (T-14 of 30)
2013-14	191	2.51 (4 of 30)
2014-15	198	2.61 (T-9 of 30)
2015-16	228	3.00 (19 of 30)
2016-17	200	2.63 (8 of 30)
2017-18	208	2.74 (6 of 30)
2018-19	199	2.62 (3 of 31)
2019-20	175	2.87 (9 of 31)
2020-21	94	2.85 (7 of 28)
2021-22	194	2.55 (1 of 31)
2022-23	245	3.40 (24 of 32)
2023-24	253	3.51 (31 of 32)



REGULAR SEASON YEAR-BY-YEAR LEADERS

GAMES PLAYED		
1994-95	Tim Bergland*	81
1995-96	Tim Bergland/Steve Maltais*	81
1996-97	Tim Bergland*	82
1997-98	Steve Maltais*	82
1998-99	Steve Maltais/Chris Marinucci/Bob Nardella*	82
1999-2000	Steve Larouche/Steve Maltais*	82
2000-01	Brian Noonan*	82
2001-02	Rob Brown*	80
2002-03	Derek MacKenzie*	80
2003-04	Greg Hawgood	78
2004-05	Jay Bouwmeester*	82
2005-06	Kevin Doell/Colin Stuart	78
2006-07	Kevin Doell/Nathan Oystriick*	80
2007-08	Jason Krog/Nathan Oystriick/Jesse Schultz*	80
2008-09	Spencer Machacek	77
2009-10	Joey Crabb/Kevin Doell/Spencer Machacek	79
2010-11	Jason Krog	80
2011-12	Jordan Schroeder*	76
2012-13	Darren Haydar	71
2013-14	Ty Rattie	72
2014-15	Shane Harper/Jeremy Welsh	75
2015-16	Pat Cannone	73
2016-17	Alex Friesen*	76
2017-18	Paul Thompson	76
2018-19	Griffin Reinhart/Nic Hague	75
2019-20	Curtis McKenzie/Tye McGinn/Jake Leschyshyn	61
2020-21	Josh Healey	33
2021-22	Jesper Sellgren	73
2022-23	Griffin Mendel	72
2023-24	Rocco Grimaldi/Nathan Sucease	72

GOALS		
1994-95	Steve Maltais*	57
1995-96	Steve Maltais	56
1996-97	Steve Maltais*	60
1997-98	Steve Maltais*	46
1998-99	Steve Maltais*	56
1999-2000	Steve Maltais*	44
2000-01	Niklas Andersson	33
2001-02	Steve Maltais	31
2002-03	Simon Gamache	35
2003-04	Eric Healey/Steve Maltais	31
2004-05	J.P. Vigue	29
2005-06	Ramzi Abid	34
2006-07	Brett Sterling*	55
2007-08	Jason Krog*	39
2008-09	Joe Motzko	29
2009-10	Brett Sterling	34
2010-11	Darren Haydar	27
2011-12	Mark Mancari	30
2012-13	Brett Sterling	24
2013-14	Ty Rattie	31
2014-15	Shane Harper	32
2015-16	Danny Kristo	25
2016-17	Wade Megan*	33
2017-18	Teemu Pulkkinen/Brandon Pirri	29
2018-19	Daniel Carr	30
2019-20	Curtis McKenzie/Tye McGinn/Gage Quinney	17
2020-21	David Cotton	14
2021-22	Stefan Noesen*	48
2022-23	Vasily Ponomarev	24
2023-24	Rocco Grimaldi	36

POINTS		
1994-95	Steve Maltais	97
1995-96	Rob Brown*	143
1996-97	Rob Brown*	117
1997-98	Steve Maltais	103
1998-99	Steve Maltais	100
1999-2000	Steve Maltais*	90
2000-01	Steve Larouche*	83
2001-02	Rob Brown	83
2002-03	Steve Maltais*	86
2003-04	Steve Maltais	64
2004-05	J.P. Vigue	70
2005-06	Ramzi Abid	76
2006-07	Darren Haydar*	122
2007-08	Jason Krog*	112
2008-09	Joe Motzko	56
2009-10	Jason Krog	75
2010-11	Jason Krog	75
2011-12	Mark Mancari	58
2012-13	Darren Haydar	57
2013-14	Ty Rattie	48
2014-15	Shane Harper	50
2015-16	Pat Cannone	52
2016-17	Kenny Agostino*	83
2017-18	Teemu Pulkkinen	65
2018-19	Daniel Carr/T.J. Tynan	71
2019-20	Lucas Elvenes	48
2020-21	Phil Tomasino/Tommy Novak	32
2021-22	Andrew Poturalski*	101
2022-23	Malte Stromwall	51
2023-24	Rocco Grimaldi	73

ASSISTS		
1994-95	Brian Wiseman	55
1995-96	Rob Brown*	91
1996-97	Rob Brown*	80
1997-98	Steve Maltais	57
1998-99	Tom Tilley	55
1999-2000	Steve Larouche*	57
2000-01	Rob Brown	53
2001-02	Rob Brown	54
2002-03	Steve Maltais*	56
2003-04	Greg Hawgood	35
2004-05	Steve Maltais	42
2005-06	Ramzi Abid	42
2006-07	Darren Haydar*	81
2007-08	Jason Krog*	73
2008-09	Jeff Hamilton	37
2009-10	Jason Krog	61
2010-11	Jason Krog	56
2011-12	Darren Haydar	36
2012-13	Darren Haydar	37
2013-14	Keith Aucoin	32
2014-15	Pat Cannone	33
2015-16	Pat Cannone	32
2016-17	Kenny Agostino*	59
2017-18	Beau Bennett/T.J. Tynan	45
2018-19	T.J. Tynan*	59
2019-20	Lucas Elvenes	36
2020-21	Tommy Novak	24
2021-22	Andrew Poturalski	73
2022-23	Max Lajoie	34
2023-24	Matt Donovan	39

* led or shared the league lead

REGULAR SEASON YEAR-BY-YEAR LEADERS

POINTS BY A DEFENSEMAN		
1994-95	Bob Nardella	49
1995-96	Steve Bancroft	50
1996-97	Brett Hauer	40
1997-98	Tom Tilley	58
1998-99	Tom Tilley	60
1999-2000	Bob Nardella	46
2000-01	Bob Nardella	49
2001-02	Bob Nardella	26
2002-03	Kurtis Foster	42
2003-04	Greg Hawgood	41
2004-05	Travis Roche	50
2005-06	Travis Roche	39
2006-07	Nathan Oystriick	47
2007-08	Joel Kwiatkowski	50
2008-09	Jamie Rivers	28
2009-10	Paul Postma	29
2010-11	Paul Postma	45
2011-12	Kevin Connauton	33
2012-13	Brad Hunt	33
2013-14	Taylor Chorney/Evan Oberg	25
2014-15	Brent Regner	29
2015-16	Jordan Schmaltz	36
2016-17	Vince Dunn	45
2017-18	Jason Garrison	28
2018-19	Dylan Coghlan	40
2019-20	Dylan Coghlan	24
2020-21	Max Lajoie	21
2021-22	Joey Keane/Max Lajoie	33
2022-23	Max Lajoie	45
2023-24	Matt Donovan	43

PENALTY MINUTES		
1994-95	Kevin MacDonald*	336
1995-96	Kevin MacDonald	274
1996-97	Kerry Toporowski	231
1997-98	Scott Pearson	225
1998-99	Dennis Vial	213
1999-2000	Daniel Lacroix	194
2000-01	Chris LiPuma	184
2001-02	Garnet Exelby	257
2002-03	Francis Lessard	194
2003-04	Karl Stewart	186
2004-05	Kip Brennan	267
2005-06	Billy Tibbetts	249
2006-07	Boris Valabik	184
2007-08	Andre Deveaux	232
2008-09	Jordan LaVallee	94
2009-10	Nathan Oystriick	96
2010-11	Andre Deveaux	194
2011-12	Matt Clackson	193
2012-13	Guillaume Desbiens	118
2013-14	Cody Beach	109
2014-15	Cody Beach	210
2015-16	Jacob Doty	163
2016-17	Vince Dunn	71
2017-18	Paul Thompson	108
2018-19	Curtis McKenzie	112
2019-20	Jermaine Loewen/Tye McGinn	62
2020-21	Josh Healey	70
2021-22	Stefan Noesen	112
2022-23	Joseph LaBate	100
2023-24	Kyle Marino	114

PLUS/MINUS (+/-)		
1994-95	Todd Harkins	+7
1995-96	Steve Bancroft	+19
1996-97	Steve Gosselin	+19
1997-98	Chris Marinucci	+21
1998-99	Steve Maltais/Chris Marinucci	+26
1999-2000	Bob Nardella	+29
2000-01	Niklas Andersson	+33
2001-02	Dan Plante	+12
2002-03	Joe DiPenta/Dallas Eakins	+22
2003-04	Karl Stewart	+24
2004-05	J.P. Vigue	+26
2005-06	Karl Stewart	+17
2006-07	Brian Sipotz*	+34
2007-08	Joel Kwiatkowski	+23
2008-09	Matt Anderson	+20
2009-10	Arturs Kulda*	+47
2010-11	Ryan Garbutt	+27
2011-12	Tim Miller	+19
2012-13	Brett Sterling	+15
2013-14	Pat Cannone	+24
2014-15	Brent Regner	+21
2015-16	Peter Harrold	+6
2016-17	Wade Megan	+27
2017-18	Jake Bischoff	+23
2018-19	Zach Whitecloud*	+39
2019-20	Jaycob Megna	+12
2020-21	Phil Tomasino	+20
2021-22	Stefan Noesen	+35
2022-23	William Lagesson	+14
2023-24	NA	NA

SHOTS		
1994-95	Steve Maltais	336
1995-96	Steve Maltais*	415
1996-97	Steve Maltais*	357
1997-98	Steve Maltais*	371
1998-99	Steve Maltais*	376
1999-2000	Steve Maltais*	327
2000-01	Rob Brown	234
2001-02	Steve Maltais	207
2002-03	Steve Maltais	238
2003-04	Steve Maltais	201
2004-05	Cory Larose	222
2005-06	Ramzi Abid	287
2006-07	Brett Sterling	287
2007-08	Jason Krog	212
2008-09	Spencer Machacek	201
2009-10	Spencer Machacek	207
2010-11	Darren Haydar	201
2011-12	Mark Mancari	230
2012-13	Darren Haydar	170
2013-14	Ty Rattie	211
2014-15	Ty Rattie	195
2015-16	Danny Kristo	184
2016-17	Wade Megan	194
2017-18	Teemu Pulkkinen	212
2018-19	Nic Hague	171
2019-20	Curtis McKenzie	151
2020-21	Phil Tomasino	91
2021-22	Stefan Noesen*	254
2022-23	Malte Stromwall	153
2023-24	Rocco Grimaldi	228

* led or shared the league lead

REGULAR SEASON YEAR-BY-YEAR LEADERS		
SHOOTING PERCENTAGE (MIN. 10 GAMES)		
1994-95	Evgeny Davydov	20.0
1995-96	Brian Wiseman	17.3
1996-97	Denny Felsner	17.5
1997-98	Ravil Gusmanov	19.1
1998-99	Chris Marinucci	18.6
1999-2000	Niklas Andersson	15.5
2000-01	Robert Petrovicky	22.0
2001-02	Kamil Piros	17.1
2002-03	Simon Gamache	17.7
2003-04	Eric Healey*	27.0
2004-05	Kip Brennan/Brad Larsen	16.7
2005-06	Scott Barney	16.4
2006-07	Brett Sterling	19.2
2007-08	Jesse Schultz	20.2
2008-09	Steve Martins	17.6
2009-10	Brett Sterling	22.2
2010-11	Tim Miller	18.6
2011-12	Michael Davies	15.9
2012-13	Andrew Gordon	18.8
2013-14	Adam Cracknell	18.2
2014-15	Shane Harper*	22.2
2015-16	Cody Beach	14.3
2016-17	Ivan Barbashev	25.3
2017-18	Brett Sterling	17.9
2018-19	Brooks Macek	22.8
2019-20	Valentin Zykov	18.2
2020-21	Tanner Jeannot	33.3
2021-22	Stefan Noesen	18.9
2022-23	Tuukka Tieksola	20.0
2023-24	Cole Schneider	16.9
SHORT-HANDED GOALS		
1994-95	Lee Davidson	3
1995-96	Rob Brown	4
1996-97	Tim Bergland	3
1997-98	Steve Maltais/Chris Marinucci	3
1998-99	Guy Larose*	4
1999-2000	Niklas Andersson	4
2000-01	Niklas Andersson*	5
2001-02	Derek MacKenzie/Dan Plante	3
2002-03	Ben Simon*	7
2003-04	D. MacKenzie/B. Swanson/B. Yarema	2
2004-05	Derek MacKenzie	6
2005-06	Karl Stewart*	6
2006-07	Derek MacKenzie*	5
2007-08	Colin Stuart	3
2008-09	Joey Crabb/Jordan LaVallee	3
2009-10	Spencer Machacek/Tim Stapleton	3
2010-11	Tim Miller	3
2011-12	Steve Reinprecht	3
2012-13	Andrew Gordon	2
2013-14	Alexandre Bolduc	3
2014-15	Jeremy Welsh*	4
2015-16	Andre Benoit/Pat Cannone/Danny Kristo/Ty Rattie	1
2016-17	Wade Megan	3
2017-18	T.J. Tynan	5
2018-19	Gage Quinney	3
2019-20	Patrick Brown	2
2020-21	Tanner Jeannot	2
2021-22	Stefan Noesen	4
2022-23	Nathan Sucese	2
2023-24	Nathan Sucese	3
POWER-PLAY GOALS		
1994-95	Steve Maltais*	19
1995-96	Steve Maltais	27
1996-97	Steve Maltais*	27
1997-98	Steve Maltais*	21
1998-99	Steve Maltais	21
1999-2000	Steve Maltais*	15
2000-01	Steve Larouche	12
2001-02	Steve Maltais*	15
2002-03	Simon Gamache	16
2003-04	Steve Maltais	16
2004-05	Cory Larose	12
2005-06	Ramzi Abid	18
2006-07	Brett Sterling*	21
2007-08	Brett Sterling	15
2008-09	Spencer Machacek	13
2009-10	Johnny Pohl/Brett Sterling	7
2010-11	Andre Deveaux	14
2011-12	Mark Mancari	10
2012-13	Brett Sterling	7
2013-14	Alexandre Bolduc/Dmitrij Jaskin/ Ty Rattie	5
2014-15	Shane Harper	11
2015-16	Danny Kristo	7
2016-17	Andrew Agozzino	11
2017-18	Brandon Pirri/Teemu Pulkkinen	12
2018-19	Daniel Carr	12
2019-20	Gage Quinney	7
2020-21	David Cotton/Dominik Bokk	5
2021-22	Stefan Noesen	13
2022-23	Malte Stromwall	8
2023-24	Rocco Grimaldi	11
GAME-WINNING GOALS		
1994-95	Steve Maltais	9
1995-96	Steve Maltais	9
1996-97	Steve Maltais	8
1997-98	Ravil Gusmanov/Steve Maltais	7
1998-99	Chris Marinucci*	10
1999-2000	Steve Maltais*	9
2000-01	Niklas Andersson*	9
2001-02	Rob Brown	7
2002-03	Simon Gamache/Steve Maltais	5
2003-04	Eric Healey	5
2004-05	J.P. Vigier	8
2005-06	Ramzi Abid	5
2006-07	Brett Sterling	7
2007-08	Brett Sterling*	10
2008-09	Joe Motzko	4
2009-10	Brett Sterling	7
2010-11	Andre Deveaux	5
2011-12	Mark Mancari*	10
2012-13	Darren Haydar/Brett Sterling	5
2013-14	Ty Rattie	5
2014-15	Shane Harper*	10
2015-16	Pat Cannone	5
2016-17	Wade Megan	7
2017-18	Tomas Hyka	5
2018-19	Brooks Macek/Curtis McKenzie	5
2019-20	Gage Quinney/Valentin Zykov/Tye McGinn	3
2020-21	Tanner Jeannot	3
2021-22	Stefan Noesen*	13
2022-23	Vasily Ponomarev	5
2023-24	Rocco Grimaldi	6

* led or shared the league lead

REGULAR SEASON YEAR-BY-YEAR LEADERS		
FIRST GOALS		
1994-95	Steve Maltais	7
1995-96	Steve Maltais	12
1996-97	Steve Maltais	7
1997-98	Ravil Gusmanov	7
1998-99	Chris Marinucci	8
1999-2000	Steve Maltais	7
2000-01	Steve Maltais	8
2001-02	Kamil Piros	6
2002-03	Simon Gamache	7
2003-04	Brendan Yarema	6
2004-05	Brad Larsen	7
2005-06	Billy Tibbetts	7
2006-07	Darren Haydar/Brett Sterling	7
2007-08	Jesse Schultz/Brett Sterling	7
2008-09	Spencer Machacek/Joe Motzko	5
2009-10	Matt Anderson/Brett Sterling	5
2010-11	Andre Deveaux/Nigel Dawes/ Ryan Garbutt	4
2011-12	Darren Haydar/Steve Reinprecht	5
2012-13	Zack Kassian	7
2013-14	Adam Cracknell	5
2014-15	Shane Harper	5
2015-16	Jordan Caron/Danny Kristo	8
2016-17	Samuel Blais	6
2017-18	Brandon Pirri*	9
2018-19	Tye McGinn	6
2019-20	Tye McGinn	6
2020-21	Anthony Richard/Phil Tomasino	3
2021-22	Stefan Noesen*	10
2022-23	Malte Stromwall	5
2023-24	Rocco Grimaldi	7
HAT TRICKS		
1994-95	Steve Maltais	2
1995-96	Steve Maltais	5
1996-97	Rob Brown/Brad Purdie	1
1997-98	Ravil Gusmanov/Steve Maltais/ Chris Marinucci/Scott Pearson	1
1998-99	Steve Maltais	2
1999-2000	Chris Marinucci/Steve Maltais	2
2000-01	Ted Drury/Steve Maltais	2
2001-02	Steve Maltais	2
2002-03	Yuri Butsayev/Simon Gamache/Steve Maltais	1
2003-04	Derek MacKenzie/Steve Maltais/ Brian Swanson	1
2004-05	Brad Larsen	2
2005-06	Derek MacKenzie	1
2006-07	Brett Sterling	3
2007-08	Kevin Doell/Darren Haydar/ Joel Kwiatkowski/Jesse Schultz/Brett Sterling	1
2008-09	Joey Crabb	1
2009-10	Paul Postma	1
2010-11	Andre Deveaux/Nigel Dawes/ Darren Haydar	1
2011-12	Mark Mancari	2
2012-13	Brett Sterling	2
2013-14	Sergey Andronov/Pat Cannone	1
2014-15	Ty Rattie/Magnus Paajarvi	1
2015-16	Pat Cannone	2
2016-17	Kenny Agostino/Wade Megan	1
2017-18	Stefan Matteau/Brandon Pirri/ Alex Tuch/T.J. Tynan	1
2018-19	Brooks Macek/Gage Quinney/Daniel Carr Brandon Pirri/Tomas Hyka	1
2019-20	Gage Quinney/Nicolas Roy	1
2020-21	David Cotton	1
2021-22	Andrew Poturalski/C.J Smith/Stefan Noesen/Jack Drury	1
2022-23	Brendan Perlini	1
2023-24	Rocco Grimaldi/Nathan Sucese/Chris Terry	1

* led or shared the league lead

REGULAR SEASON YEAR-BY-YEAR LEADERS

GOALS-AGAINST AVERAGE			WINS		
1994-95	Ray LeBlanc	3.26	1994-95	Ray LeBlanc	19
1995-96	Ray LeBlanc	3.61	1995-96	Wendell Young	30
1996-97	Ray LeBlanc	3.23	1996-97	Wendell Young	25
1997-98	Wendell Young	3.07	1997-98	Wendell Young	31
1998-99	Wendell Young	2.46	1998-99	Pat Jablonski	22
1999-2000	Andrei Trefilov	2.36	1999-2000	Wendell Young	32
2000-01	Richard Shulmistra	1.89	2000-01	Richard Shulmistra	20
2001-02	Norm Maracle	2.90	2001-02	Norm Maracle	21
2002-03	Milan Hnilicka	2.36	2002-03	Norm Maracle	22
2003-04	Kari Lehtonen	2.41	2003-04	Kari Lehtonen	20
2004-05	Kari Lehtonen	2.27	2004-05	Kari Lehtonen	38
2005-06	Tuomas Tarkki	3.24	2005-06	Michael Garnett	15
2006-07	Fred Brathwaite	2.74	2006-07	Michael Garnett	23
2007-08	Robert Gherson	2.61	2007-08	Ondrej Pavelec	33
2008-09	Ondrej Pavelec	2.58	2008-09	Ondrej Pavelec	18
2009-10	Peter Mannino	2.34	2009-10	Peter Mannino	26
2010-11	Drew MacIntyre	2.91	2010-11	Peter Mannino	16
2011-12	Eddie Lack	2.31	2011-12	Eddie Lack	21
2012-13	Matt Climie	2.42	2012-13	Matt Climie	24
2013-14	Jake Allen*	2.03	2013-14	Jake Allen*	33
2014-15	Jordan Binnington	2.35	2014-15	Jordan Binnington	25
2015-16	Pheonix Copley	2.79	2015-16	Jordan Binnington	17
2016-17	Pheonix Copley	2.31	2016-17	Jordan Binnington	16
2017-18	Kasimir Kaskisuo	2.38	2017-18	Kasimir Kaskisuo	28
2018-19	Max Lagace	2.43	2018-19	Oscar Dansk	27
2019-20	Oscar Dansk	2.57	2019-20	Oscar Dansk	18
2020-21	Antoine Bibeau	2.49	2020-21	Beck Warm	8
2021-22	Eetu Makiniemi	2.06	2021-22	Alex Lyon	18
2022-23	Pyotr Kochetkov	2.64	2022-23	P. Kochetkov & Z. Sawchenko	17
2023-24	Adam Scheel	2.84	2023-24	Adam Scheel	13

SHUTOUTS

1994-95	Ray LeBlanc	1	1994-95	Ray LeBlanc	.909
1995-96	Wendell Young	1	1995-96	Ray LeBlanc	.900
1996-97	Ray LeBlanc/Wendell Young	2	1996-97	Wendell Young	.894
1997-98	Wendell Young	2	1997-98	Wendell Young	.896
1998-99	Wendell Young	3	1998-99	Wendell Young	.914
1999-2000	Wendell Young	6	1999-2000	Andrei Trefilov	.919
2000-01	Richard Shulmistra	4	2000-01	Richard Shulmistra	.937
2001-02	Norm Maracle	3	2001-02	Norm Maracle	.906
2002-03	Norm Maracle	2	2002-03	Milan Hnilicka	.922
2003-04	Kari Lehtonen	3	2003-04	Kari Lehtonen	.926
2004-05	Kari Lehtonen	5	2004-05	Kari Lehtonen	.929
2005-06	Michael Garnett/Tuomas Tarkki	1	2005-06	Tuomas Tarkki	.888
2006-07	Fred Brathwaite/Michael Garnett	2	2006-07	Fred Brathwaite	.902
2007-08	Robert Gherson/Ondrej Pavelec	2	2007-08	Robert Gherson	.914
2008-09	Ondrej Pavelec	3	2008-09	Ondrej Pavelec	.914
2009-10	Drew MacIntyre	3	2009-10	Peter Mannino	.921
2010-11	Edward Pasquale	1	2010-11	Drew MacIntyre	.906
2011-12	Eddie Lack	4	2011-12	Eddie Lack	.925
2012-13	Matt Climie	6	2012-13	Matt Climie	.921
2013-14	Jake Allen*	7	2013-14	Jake Allen*	.928
2014-15	Jordan Binnington	3	2014-15	Jordan Binnington	.916
2015-16	Pheonix Copley	3	2015-16	Pheonix Copley	.909
2016-17	Jordan Binnington	2	2016-17	Pheonix Copley/Ville Husso	.920
2017-18	Kasimir Kaskisuo	2	2017-18	Oscar Dansk	.918
2018-19	Oscar Dansk	2	2018-19	Max Lagace	.914
2019-20	Oscar Dansk	3	2019-20	Oscar Dansk/Garret Sparks	.908
2020-21	Beck Warm	2	2020-21	Beck Warm	.914
2021-22	Alex Lyon	3	2021-22	Eetu Makiniemi	.922
2022-23	Pyotr Kochetkov	2	2022-23	Pyotr Kochetkov	.903
2023-24	Adam Scheel	2	2023-24	Adam Scheel	.907

* led or shared the league lead

ALL-TIME SHUTOUT FOR

DATE	OPPONENT	WOLVES GOALTENDER	OPPOSING GOALTENDER	SCORE
March 8, 1995	vs. Peoria	Ray LeBlanc	Parris Duffus	3-0
Dec. 6, 1995	vs. Utah	Wendell Young	Tommy Salo	2-0
Dec. 14, 1996	vs. Milwaukee	Wendell Young	Danny Lorenz	2-0
Jan. 31, 1997	at Milwaukee	Ray LeBlanc	Danny Lorenz	6-0
March 23, 1997	at Cleveland	Ray LeBlanc	Derek Wilkinson	1-0
April 12, 1997	vs. Manitoba	Wendell Young/Ray LeBlanc	Vincent Riendeau	3-0
Oct. 2, 1997	at Manitoba	Wendell Young	Fred Brathwaite	3-0
Jan. 2, 1998	at Milwaukee	Wendell Young	Mike Torchia	3-0
Feb. 21, 1998	at Kansas City	Stephane Beauregard	Pokey Reddick	3-0
April 22, 1998*	at Manitoba	Wendell Young	Johan Hedberg	1-0
June 15, 1998*	vs. Detroit	Stephane Beauregard	Jeff Reese	3-0
Dec. 11, 1998	at Milwaukee	Wendell Young	Mike Minard	1-0
Dec. 19, 1998	at Michigan	Pat Jablonski	Marty Turco	3-0
Jan. 30, 1999	at Kansas City	Wendell Young	Patrick Lalime	3-0
March 21, 1999	vs. Milwaukee	Wendell Young	Kay Whitmore	3-0
May 18, 1999*	at Houston	Wendell Young	Manny Fernandez	3-0
Oct. 16, 1999	vs. Cincinnati	Wendell Young	Mark Fitzpatrick	3-0
Oct. 29, 1999	vs. Kansas City	Andrei Trefilov	Bruce Racine	5-0
Feb. 1, 2000	vs. Michigan	Wendell Young	Marty Turco	6-0
Feb. 9, 2000	vs. Manitoba	Wendell Young	Jason Elliott	2-0
Feb. 25, 2000	at Manitoba	Andrei Trefilov	Manny Legace	2-0
Feb. 26, 2000	at Kansas City	Wendell Young	Tyler Moss	3-0
March 1, 2000^	at Orlando	Wendell Young	Corey Schwab	1-0
April 5, 2000	vs. Detroit	Wendell Young	Kevin Hodson	4-0
April 15, 2000	vs. Milwaukee	Andrei Trefilov	Mike Buzak	3-0
May 19, 2000*	at Houston	Andrei Trefilov	Frederic Chabot	2-0
May 28, 2000*	vs. Grand Rapids	Andrei Trefilov	Jani Hurme	4-0
Nov. 11, 2000^	at Cleveland	Wendell Young/Rick DiPietro	David Brumby	0-1
Nov. 26, 2000	at Utah	Wendell Young	Mike Bales	3-0
Jan. 31, 2001	at Manitoba	Richard Shulmistra	Ken Wregget	3-0
Feb. 9, 2001	at Milwaukee	Richard Shulmistra	Jan Lasak	6-0
March 7, 2001	vs. Cleveland	Richard Shulmistra	David Brumby	3-0
March 17, 2001	vs. Kansas City	Wendell Young	Corey Schwab	2-0
March 24, 2001	vs. Detroit	Wendell Young	Dieter Kochan/Markus Helanen	6-0
April 15, 2001	vs. Manitoba	Richard Shulmistra	Jeff Salajko	3-0
May 5, 2001*	vs. Manitoba	Richard Shulmistra	Ken Wregget	5-0
May 13, 2001*	vs. Manitoba	Richard Shulmistra	Ken Wregget	1-0
Oct. 10, 2001	vs. Cincinnati	Norm Maracle	Gregg Naumenko	3-0
Dec. 1, 2001	vs. Utah	Pasi Nurminen	Wade Flaherty	3-0
Dec. 2, 2001	vs. Utah	Pasi Nurminen	Chad Alban	4-0
Jan. 25, 2002	vs. Cleveland	Norm Maracle	Seamus Kotyk	5-0
Feb. 23, 2002	vs. Utah	Norm Maracle	Wade Flaherty/Chad Alban	3-0
May 19, 2002*	vs. Houston	Pasi Nurminen	Jamie McLennan/Derek Gustafson	7-0
May 30, 2002*	vs. Bridgeport	Pasi Nurminen	Rick DiPietro	4-0
Jan. 17, 2003	vs. San Antonio	Norm Maracle	Wade Flaherty	4-0
Feb. 16, 2003	at Cincinnati	Milan Hnilicka	Ilya Bryzgalov	3-0
March 16, 2003	vs. Grand Rapids	Norm Maracle	Joey MacDonald	1-0
April 20, 2003*	at Hershey	Norm Maracle	Phil Sauve/Peter Budaj	6-0
Dec. 27, 2003	vs. Utah	Kari Lehtonen	Mike Smith	4-0
Jan. 7, 2004	vs. Utah	Kari Lehtonen	Ron Tugnutt	5-0
March 7, 2004	vs. Hamilton	Kari Lehtonen	J.F. Dampousse/Olivier Michaud	4-0
April 2, 2004	at Grand Rapids	Frederic Cassivi	Joey MacDonald	3-0
April 18, 2004*	at Grand Rapids	Kari Lehtonen	Marc Lamothe	1-0
Nov. 20, 2004	vs. Cincinnati	Kari Lehtonen	Ilya Bryzgalov	3-0
Nov. 24, 2004	vs. Houston	Kari Lehtonen	Josh Harding	3-0
Dec. 7, 2004	at San Antonio	Kari Lehtonen	Travis Scott	5-0
Dec. 18, 2004	vs. San Antonio	Kari Lehtonen	Patrick DesRochers/Travis Scott	2-0
March 12, 2005	vs. Manitoba	Michael Garnett	Alex Auld	1-0
April 9, 2005	at Milwaukee	Kari Lehtonen	Brian Finley	2-0
April 23, 2005*	at Houston	Kari Lehtonen	Mike Smith	1-0
May 21, 2005*	vs. Manitoba	Kari Lehtonen	Wade Flaherty	3-0
Feb. 25, 2006	vs. Cleveland	Tuomas Tarkki	Nolan Schaefer/Dimitri Patzold	8-0

ALL-TIME SHUTOUT FOR				
March 25, 2006	vs. San Antonio	Michael Garnett	Karl Goehring	4-0
Oct. 7, 2006	at Peoria	Michael Garnett	Marek Schwarz	5-0
Jan. 26, 2007	at Omaha	Fred Brathwaite	Curtis McElhinney	5-0
Feb. 18, 2007	at Houston	Michael Garnett	Dieter Kochan/Miroslav Kopriva	8-0
April 14, 2007	vs. Iowa	Fred Brathwaite	Tobias Stephan	5-0
May 2, 2007*	vs. Iowa	Michael Garnett	Dan Ellis/Tobias Stephan	7-0
May 25, 2007*	at Hamilton	Fred Brathwaite	Carey Price	1-0
Nov. 17, 2007	vs. Houston	Robert Gherson	Barry Brust	4-0
Feb. 8, 2008	at Iowa	Ondrej Pavelec	Tobias Stephan	3-0
Feb. 10, 2008	vs. Manitoba	Robert Gherson	Drew MacIntyre	2-0
April 6, 2008	vs. Quad City	Ondrej Pavelec	Curtis McElhinney	3-0
April 26, 2008*	at Milwaukee	Ondrej Pavelec	Pekka Rinne	3-0
May 18, 2008*	vs. Toronto	Ondrej Pavelec	Scott Clemmensen/Justin Pogge	5-0
Oct. 17, 2008	at Quad City	Ondrej Pavelec	Matt Keetley	1-0
Oct. 29, 2008	vs. Providence	Ondrej Pavelec	Tuukka Rask/Kevin Regan	6-0
Jan. 31, 2009	vs. Houston	Brent Krahn	Nolan Schaefer	3-0
Feb. 27, 2009	at Iowa	Ondrej Pavelec	David LeNeveu	4-0
April 8, 2009	vs. Lake Erie	Brent Krahn	Jason Bacashihua	5-0
Oct. 23, 2009^	vs. Manitoba	Manny Legace	Cory Schneider	0-1
Jan. 29, 2010	at Grand Rapids	Peter Mannino	Daniel Larsson	3-0
Feb. 14, 2010	at Houston	Drew MacIntyre	Barry Brust/Wade Dubielewicz	3-0
March 3, 2010	at Toronto	Drew MacIntyre	James Reimer	3-0
March 27, 2010	at Rockford	Drew MacIntyre	Corey Crawford	3-0
March 31, 2010	at Houston	Peter Mannino	Wade Dubielewicz/Darcy Kuemper	4-0
April 16, 2010*	vs. Milwaukee	Peter Mannino	Mark Dekanich	3-0
April 19, 2010*	at Milwaukee	Peter Mannino	Mark Dekanich	1-0
May 9, 2010*	vs. Texas	Drew MacIntyre	Brent Krahn/Matt Climie	2-0
March 20, 2011	vs. Oklahoma City	Edward Pasquale	Jeff Drouin-Deslauriers	4-0
Oct. 21, 2011	vs. Rockford	Eddie Lack	Alexander Salak	2-0
Jan. 25, 2012	at Abbotsford	Eddie Lack	Danny Taylor/Joni Ortio	5-0
Feb. 18, 2012^	vs. Charlotte	Eddie Lack	John Muse	1-0
March 17, 2012	at Lake Erie	Matt Climie	Cedrick Desjardins	1-0
April 7, 2012	at Oklahoma City	Eddie Lack	Yann Danis	3-0
Oct. 13, 2012^	vs. Rockford	Eddie Lack	Carter Hutton	1-0
Dec. 19, 2012	vs. Abbotsford	Matt Climie	Barry Brust	1-0
Jan. 12, 2013	at Abbotsford	Matt Climie	Danny Taylor	1-0
Feb. 8, 2013	at Hamilton	Matt Climie	Cedrick Desjardins	3-0
Feb. 23, 2013	at Peoria	Matt Climie	Jake Allen	3-0
March 1, 2013	at Texas	Matt Climie	Jack Campbell	2-0
April 6, 2013	at Oklahoma City	Matt Climie	Nike Hovinen	3-0
Nov. 1, 2013	at Oklahoma City	Jake Allen	Olivier Roy/Tyler Bunz	6-0
Dec. 27, 2013	at Lake Erie	Jake Allen	Sami Aittokallio	4-0
Feb. 23, 2014	vs. Abbotsford	Jake Allen	Aaron Dell	2-0
March 2, 2014	vs. Iowa	Jake Allen	John Curry	4-0
March 21, 2014	vs. Rockford	Jake Allen	Kent Simpson	6-0
April 1, 2014^	vs. Milwaukee	Jake Allen	Scott Darling	0-1
April 19, 2014	vs. Milwaukee	Jake Allen	Scott Darling	6-0
May 1, 2014*	vs. Rochester	Jake Allen	Andrey Makarov	4-0
Oct. 17, 2014	vs. Lake Erie	Matt Climie	Roman Will	4-0
Nov. 12, 2014	at Utica	Jordan Binnington	Joachim Eriksson	3-0
Jan. 13, 2015	at Iowa	Matt Climie	Johan Gustafsson	3-0
Feb. 13, 2015	vs. Oklahoma City	Jordan Binnington	Laurent Brossoit	1-0
April 12, 2015	vs. Iowa	Jordan Binnington	John Curry	1-0
Oct. 25, 2015	vs. Charlotte	Pheonix Copley	Drew MacIntyre	3-0
Nov. 1, 2015	at Manitoba	Pheonix Copley	Eric Comrie	2-0
Jan. 2, 2016	at Rockford	Jordan Binnington	Mark Visentin	2-0
Jan. 15, 2016	vs. Iowa	Pheonix Copley	Jeremy Smith	3-0
Nov. 19, 2016	vs. Iowa	Pheonix Copley	Steve Michalek	5-0
March 11, 2017	at Milwaukee	Jordan Binnington	Marek Mazanec	4-0
March 15, 2017^	vs. Texas	Jordan Binnington	Justin Peters	1-0
March 31, 2017	at Iowa	Ville Husso	Steve Michalek	4-0
Nov. 3, 2017	at Grand Rapids	Kasimir Kaskisuo	Jared Coreau	2-0
Dec. 9, 2017	at Cleveland	Michael Leighton	Ivan Kulbakov	3-0
Jan. 6, 2018	vs. Grand Rapids	Kasimir Kaskisuo	Jared Coreau	2-0

ALL-TIME SHUTOUT FOR				
March 2, 2018	at San Antonio	Oscar Dansk	Ville Husso	3-0
Dec. 8, 2018	at Rockford	Oscar Dansk	Collin Delia	4-0
Feb. 26, 2019	vs. Rockford	Max Lagace	Collin Delia	1-0
March 23, 2019	at San Antonio	Oscar Dansk	Jared Coreau/Evan Fitzpatrick	5-0
Oct. 26, 2019	vs. Manitoba	Oscar Dansk	Adam Carlson	4-0
Oct. 30, 2019	at Tucson	Garret Sparks	Erik Kallgren	3-0
Nov. 7, 2019	at Iowa	Garret Sparks	Kaapo Kahkonen	3-0
Dec. 31, 2019	at Grand Rapids	Oscar Dansk	Pat Nagle	2-0
Feb. 7, 2020	at Manitoba	Oscar Dansk	Mikhail Berdin	2-0
March 13, 2021	at Iowa	Beck Warm	Hunter Jones	4-0
May 12, 2021	at Grand Rapids	Beck Warm	Calvin Pickard	7-0
Oct. 27, 2021	at Grand Rapids	Eetu Makiniemi	Calvin Pickard	3-0
Dec. 2, 2021	vs. Iowa	Alex Lyon	Dereck Baribeau	2-0
Dec. 5, 2021	at Iowa	Alex Lyon	Dereck Baribeau	4-0
Dec. 17, 2021**	at Milwaukee	Eetu Makiniemi	Connor Ingram	1-0
Jan. 12, 2022	vs. Grand Rapids	Daniel Mannella	Calvin Pickard	4-0
Jan. 29, 2022^	vs. Rockford	Jack LaFontaine	Arvid Soderblom	0-1
Feb. 4, 2022	at Milwaukee	Alex Lyon	Connor Ingram	1-0
June 8, 2022*	at Stockton	Alex Lyon	Dustin Wolf	3-0
June 14, 2022*	vs. Stockton	Pyotr Kochetkov	Dustin Wolf	3-0
June 22, 2022*	at Springfield	Pyotr Kochetkov	Charlie Lindgren	4-0
June 25, 2022*	at Springfield	Alex Lyon	Charlie Lindgren	4-0
Dec. 3, 2022	at Iowa	Zach Sawchenko	Jesper Wallstedt	4-0
Feb. 10, 2023	vs. Iowa	Pyotr Kochetkov	Zane McIntyre	5-0
April 1, 2023	vs. Rockford	Pyotr Kochetkov	Jaxson Stauber	3-0
Nov. 12, 2023	vs. Rockford	Adam Scheel	Jaxson Stauber	5-0
Feb. 2, 2024	at Cleveland	Adam Scheel	Jet Greaves	5-0

* playoffs ** overtime ^ shootout

ALL-TIME HAT TRICKS					
DATE	WOLVES PLAYER	OPPONENT	OPPOSING GOALTENDER	RESULT	SCORE
Nov. 23, 1994	Steve Maltais	at Cleveland	Olie Sundstrom	W	7-4
March 4, 1995	Evgeny Davydov	at Cincinnati	Frederic Chabot	L	4-5
March 19, 1995	Steve Maltais	vs. Las Vegas	Clint Malarchuk (2)/Norm Foster (1)	W	7-3
Oct. 14, 1995	Steve Maltais	at Kansas City	Larry Dyck	W	6-1
Oct. 15, 1995	Steve Maltais	vs. Las Vegas	Pokey Reddick	W	4-2
Oct. 20, 1995	Rob Brown	vs. Milwaukee	Mark Laforest	W	5-4
Oct. 21, 1995	Steve Maltais	at Cleveland	Philippe DeRouville	W	5-2
Dec. 29, 1995	Dan Currie (4)	vs. Los Angeles	David Littman (3)/Chuck Thuss (1)	W	7-6
Feb. 21, 1996	Steve Maltais	vs. Los Angeles	Kay Whitmore	L	4-5
March 3, 1996	Rob Brown	vs. Indianapolis	Jimmy Waite	W	7-4
March 10, 1996	Steve Maltais	at Milwaukee	Mark Laforest	L	5-6
March 24, 1996	Dan Currie (4)	vs. Kansas City	Larry Dyck	W	10-3
May 12, 1996*	Greg Pankewicz	vs. Las Vegas	Pokey Reddick	L	4-6
Oct. 26, 1996	Rob Brown	vs. Cleveland	Patrick Lalime	W	7-4
Jan. 31, 1997	Brad Purdie	at Milwaukee	Danny Lorenz	W	6-0
Nov. 7, 1997	Ravil Gusmanov	at Cleveland	Mike Tamburro	W	5-3
Nov. 21, 1997	Steve Maltais	vs. Fort Wayne	Marc Magliarditi	W(SO)	4-3
March 17, 1998	Chris Marinucci	vs. Utah	Philippe DeRouville	W	6-4
April 11, 1998	Scott Pearson	vs. Michigan	Manny Fernandez	W	8-2
May 11, 1998*	Steve Larouche	vs. Milwaukee	Danny Lorenz	W	4-3
Dec. 2, 1998	Niklas Andersson	vs. Orlando	Maxime Gingras (1)/David Littman (2)	W	7-4
Jan. 9, 1999	Glenn Stewart	vs. Cincinnati	Jani Hurme	W	4-3
Jan. 23, 1999	Todd White	at Orlando	David Littman (2)/Scott Bailey (1)	W	7-3
Feb. 6, 1999	Steve Maltais	vs. Milwaukee	Chris Mason	SOL	5-6
Feb. 14, 1999	Chris Marinucci	vs. Orlando	Frederic Deschenes	W	5-1
April 2, 1999	Scott Pearson	at Grand Rapids	Neil Little	SOL	6-7
April 10, 1999	Steve Maltais	vs. Fort Wayne	Pokey Reddick	W	5-3
Oct. 17, 1999	Steve Maltais	at Manitoba	Jason Elliott	W	5-3
Jan. 28, 2000	Chris Marinucci	at Utah	Mike Buzak	W	4-1
Feb. 19, 2000	Chris Marinucci	vs. Utah	Ian Gordon	SOL	3-4
March 24, 2000	Steve Maltais	vs. Manitoba	Manny Legace	W	6-5
Oct. 7, 2000	Mark Lawrence	at Cincinnati	Marc Magliarditi (2)/Bujar Amidovski (1)	W	8-3
Nov. 17, 2000	Niklas Andersson	at Cleveland	David Brumby	W	4-2
Dec. 19, 2000	Ted Drury	at Kansas City	Alfie Michaud	W	7-5
Feb. 4, 2001	Steve Maltais	vs. Kansas City	Alfie Michaud	W	3-1
Feb. 17, 2001	Guy Larose	at Utah	Mike Bales	W	5-2
Feb. 28, 2001	Jesse Belanger	vs. Detroit	Dieter Kochan	W	6-1
April 4, 2001	Ted Drury	vs. Cleveland	David Brumby	W	6-3
April 11, 2001	Steve Maltais	vs. Manitoba	Jeff Salajko	W	6-1
April 27, 2001*	Steve Larouche (4)	vs. Milwaukee	Chris Mason	W	5-2
Jan. 12, 2002	J.P. Vigier	vs. Cleveland	Vesa Toskala (2)/Seamus Kotyk (1)	W	7-3
Jan. 19, 2002	Dan Snyder	at Cincinnati	Ilya Bryzgalov	W	5-1
Feb. 15, 2002	Steve Maltais	at Philadelphia	Maxime Ouellet	W	5-1
March 29, 2002	Steve Maltais	at Utah	Andrew Allen	W(OT)	5-4
April 15, 2002*	Steve Maltais	at Grand Rapids	Martin Prusek	W	5-1
June 3, 2002*	Steve Maltais	vs. Bridgeport	Rick DiPietro	W(2OT)	4-3
Nov. 27, 2002	Yuri Butsayev	vs. Utah	Jason Bacashihua	W	4-1

ALL-TIME HAT TRICKS					
Jan. 24, 2003	Simon Gamache	at Worcester	Curtis Sanford	W	6-1
April 6, 2003	Steve Maltais	vs. San Antonio	Chris Mason	L	4-6
April 20, 2003*	Simon Gamache	at Hershey	Phil Sauve (2)/Peter Budaj (1)	W	6-0
Nov. 9, 2003	Brian Swanson	at Hamilton	Eric Fichaud	OTL	4-5
Feb. 21, 2004	Steve Maltais	vs. Houston	Kyle Kettles	W	6-3
March 27, 2004	Derek MacKenzie	vs. Milwaukee	Wade Flaherty	W	4-2
April 23, 2004*	Derek MacKenzie	vs. Grand Rapids	Joey MacDonald(2)/Marc Lamothe (1)	W	8-2
Oct. 27, 2004	Brad Larsen	vs. San Antonio	Patrick DesRochers (1)/Travis Scott (2)	W	7-1
Feb. 2, 2005	Brad Larsen	vs. Houston	Josh Harding	W (OT)	3-2
March 23, 2005	Lonny Bohonos	at Syracuse	Karl Goehring	W	7-6
May 9, 2005*	Cory Larose	at Cincinnati	Ilya Bryzgalov (2)/Frederic Cassivi (1)	W	5-2
Jan. 18, 2006	Derek MacKenzie	vs. Omaha	Curtis McElhinney	W	7-3
Oct. 7, 2006	Jason Krog	at Peoria	Marek Schwarz	W	5-0
Nov. 4, 2006	Jason Krog	at Peoria	Marek Schwarz (1)/Jason Bacashihua (2)	W	10-5
Nov. 22, 2006	Brett Sterling	at Omaha	Brent Krahn	W	6-3
Dec. 12, 2006	Cory Larose	at Iowa	Dan Ellis (2)/Tobias Stephan (1)	W	7-3
Dec. 21, 2006	Brett Sterling	at San Antonio	David LeNeveu	W	4-3
March 14, 2007	Brett Sterling	vs. Peoria	Chris Beckford-Tseu	W	4-3
Nov. 2, 2007	Jesse Schultz	at Quad City	Kevin Lalande	W	7-1
Nov. 29, 2007	Brett Sterling	vs. Peoria	Chris Beckford-Tseu	W (OT)	4-3
Dec. 15, 2007	Kevin Doell	at Iowa	Philippe Sauve/Tobias Stephan	W	10-2
Dec. 28, 2007	Joel Kwiatkowski	at Milwaukee	Pekka Rinne	W	4-3
Jan. 5, 2008	Darren Haydar	at Milwaukee	Pekka Rinne	W	6-3
May 16, 2008*	Jason Krog	vs. Toronto	Scott Clemmensen	W	4-1
June 10, 2008*	Jason Krog	vs. Wilkes-Barre/Scranton	John Curry	W	5-2
Feb. 4, 2009	Joey Crabb	vs. Peoria	Ben Bishop	W	5-1
Feb. 21, 2010	Paul Postma	vs. San Antonio	Justin Pogge	W	7-4
Nov. 5, 2010	Darren Haydar	at Lake Erie	Trevor Cann	W (OT)	6-5
Nov. 21, 2010	Andre Deveaux	vs. Lake Erie	Jason Bacashihua	W	5-2
Jan. 5, 2011	Nigel Dawes (4)	vs. Toronto	Jussi Rynnäs (2)/Ben Scrivens (1)	W	9-3
Dec. 3, 2011	Mark Mancari	at Grand Rapids	Tom McCollum	OTL	4-5
Jan. 6, 2012	Mike Duco	at Peoria	Ben Bishop	W	5-2
March 4, 2012	Mark Mancari	vs. Oklahoma City	David LeNeveu (2)/Olivier Roy (1)	W	4-1
April 15, 2012	Nicklas Jensen	vs. Peoria	Jordan Binnington	W	4-2
Jan. 11, 2013	Brett Sterling	at Abbotsford	Leland Irving	W	3-1
Feb. 5, 2013	Darren Haydar	vs. Peoria	Mike McKenna	W (OT)	4-3
March 29, 2013	Brett Sterling	vs. Lake Erie	Sami Aittokallio	W	5-2
Dec. 27, 2013	Sergey Andronov	at Lake Erie	Sami Aittokallio	W	4-0
March 8, 2014	Pat Cannone	at Abbotsford	Olivier Roy (1)/Aaron Dell (2)	W	7-2
Nov. 15, 2014	Ty Rattie	at Rochester	Nathan Lieuwen (1)/Andrey Makarov (2)	W	7-4
March 27, 2015	Magnus Pajarvi	at Milwaukee	Marek Mazanec (1)/Magnus Hellberg (1)/EN (1)	W	8-4
Dec. 2, 2015	Spencer Asuchak	vs. Manitoba	Eric Comrie	W	8-2
Jan. 17, 2016	Pat Cannone	at Grand Rapids	Jared Coreau	W (OT)	4-3
Jan. 26, 2016	Pat Cannone	at Iowa	Jeremy Smith	W (OT)	4-3
Dec. 28, 2016	Wade Megan	at Rockford	Lars Johansson	W	6-2
Dec. 31, 2016	Kenny Agostino (4)	at Iowa	Alex Stalock	W	5-2
Oct. 6, 2017	Alex Tuch	at Texas	Mike McKenna	OTL	5-6
Dec. 16, 2017	T.J. Tynan	vs. Iowa	Adam Vay	W	6-3

ALL-TIME HAT TRICKS					
Jan. 5, 2018	Brandon Pirri	vs. Manitoba	Michael Hutchinson	W (OT)	4-3
Feb. 2, 2018	Stefan Matteau	vs. Milwaukee	Anders Lindback	W	4-1
Oct. 13, 2018	Brooks Macek	vs. Grand Rapids	Patrik Rybar	W	5-1
Oct. 24, 2018	Gage Quinney	vs. Cleveland	Jean-Francois Berube	W	6-2
Nov. 7, 2018	Daniel Carr (4)	at Milwaukee	Troy Grosenick	W	5-3
Dec. 8, 2018	Brandon Pirri	at Rockford	Collin Delia	W	4-0
Jan. 11, 2019	Tomas Hyka	at Tucson	Calvin Pickard (1)/Hunter Miska (2)	W	6-3
May 10, 2019*	Curtis McKenzie	at Iowa	Andrew Hammond	W	7-4
Dec. 17, 2019	Nicolas Roy	vs. San Antonio	Adam Wilcox	W	4-1
Jan. 18, 2020	Gage Quinney	vs. Milwaukee	Troy Grosenick	W	4-1
May 12, 2021	David Cotton	at Grand Rapids	Calvin Pickard	W	7-0
Oct. 31, 2021	Andrew Poturalski	at Grand Rapids	Victor Brattstrom	W	6-3
Dec. 9, 2021	CJ Smith	at Texas	Ben Bishop	W	8-4
Feb. 19, 2022	Stefan Noesen	vs. Iowa	Zane McIntyre	W	5-3
March 6, 2022	Jack Drury	vs. Iowa	Hunter Jones	W	5-3
May 22, 2022*	Stefan Noesen	vs. Milwaukee	Connor Ingram (1)/Devin Cooley (2)	W	8-2
May 27, 2022*	Josh Leivo	vs. Milwaukee	Devin Cooley	W	5-1
Nov. 4, 2022	Brendan Perlini	at Cleveland	Pavel Cajan	W	5-2
Dec. 9, 2023	Rocco Grimaldi	at Texas	Matthew Murray	L	8-5
Dec. 19, 2023	Nathan Sucese	vs. Manitoba	Oskari Salminen	W	6-3
Jan. 14, 2024	Chris Terry	at Texas	Remi Poirier	W	4-1
Feb. 2, 2024	Nathan Sucese	at Cleveland	Jet Greaves	W	5-0
Total					117

* playoffs



ALL-TIME PENALTY SHOTS				
PLAYER	DATE	OPPONENT	GOALTENDER	RESULT
Tim Bergland	Dec. 15, 1994	vs. Cincinnati	Danny Lorenz	Missed
Tim Bergland	Feb. 4, 1996	vs. Peoria	Paul Taylor	Made
Kip Miller	Nov. 30, 1996	vs. San Antonio	David Littman	Made
Steve Martins	Oct. 18, 1997	vs. Kansas City	Jon Casey	Missed
Ravil Gusmanov	Nov. 13, 1997	at Houston	Ryan Bach	Made
Alexander Semak	March 14, 1998	at Milwaukee	Danny Lorenz	Missed
Chris Marinucci	Dec. 9, 1998	at Manitoba	Christian Bronsard	Missed
Guy Larose	Dec. 11, 1998	at Milwaukee	Mike Minard	Missed
Tim Breslin	April 14, 1999	vs. Grand Rapids	Ian Gordon	Missed
Ben Simon	Oct. 10, 2001	vs. Cincinnati	Gregg Naumenko	Missed
Brad Tapper	Oct. 19, 2001	at Grand Rapids	Martin Prusek	Missed
Kamil Piros	Jan. 6, 2002	vs. Manitoba	Alex Auld	Missed
J.P. Viguier	Oct. 12, 2002	vs. Cincinnati	Ilya Bryzgalov	Missed
Derek MacKenzie*	April 13, 2003	vs. Hershey	Phil Sauve	Missed
Brendan Yarema	Feb. 20, 2004	at Utah	Jason Bacashihua	Missed
Eric Healey	Feb. 29, 2004	vs. San Antonio	Brent Krahn	Made
Brendan Yarema*	April 18, 2004	at Grand Rapids	Marc Lamothe	Missed
Cory Larose	Nov. 20, 2004	vs. Cincinnati	Ilya Bryzgalov	Missed
Brad Larsen	Feb. 2, 2005	vs. Houston	Josh Harding	Missed
Derek MacKenzie	March 12, 2005	vs. Manitoba	Alex Auld	Missed
Lonny Bohonos	March 23, 2005	at Syracuse	Karl Goehring	Missed
Ramzi Abid	Oct. 26, 2005	at San Antonio	Steve Passmore	Missed
Scott Barney	Oct. 28, 2005	at Omaha	Brent Krahn	Missed
Billy Tibbetts	Dec. 26, 2005	at Milwaukee	Pekka Rinne	Missed
Kevin Doell	Dec. 26, 2005	at Milwaukee	Pekka Rinne	Made
Kevin Doell	April 14, 2006	at Milwaukee	Brian Finley	Missed
Brett Sterling	March 23, 2007	at Iowa	Dan Ellis	Missed
Alexandre Giroux	Oct. 13, 2007	vs. Milwaukee	Pekka Rinne	Missed
Alexandre Giroux	Dec. 7, 2007	at Providence	Andy Franck	Missed
Kevin Doell	Dec. 15, 2007	at Iowa	Tobias Stephan	Made
Jordan LaVallee	March 2, 2008	vs. Providence	Tuukka Rask	Missed
Steve Martins*	May 29, 2008	vs. Wilkes-Barre/Scranton	John Curry	Missed
Jeff Hamilton	Jan. 17, 2009	vs. Quad City	Matt Keetley	Made
Brett Sterling	Dec. 26, 2009	at Grand Rapids	Daniel Larsson	Missed
Brett Sterling	Jan. 29, 2010	at Grand Rapids	Daniel Larsson	Missed
Spencer Machacek	April 10, 2010	vs. Grand Rapids	Tom McCollum	Missed
Jordan Schroeder	Nov. 26, 2011	vs. Peoria	Jake Allen	Missed
Steve Reinprecht	Jan. 18, 2012	vs. Texas	Andrew Raycroft	Missed
Alex Friesen	Nov. 23, 2012	at Grand Rapids	Petr Mrazek	Missed
Mark Mancari	Nov. 23, 2013	vs. Grand Rapids	Petr Mrazek	Missed
Keith Aucoin	Feb. 9, 2014	at Milwaukee	Marek Mazanec	Made
Ty Rattie	March 6, 2016	vs. Milwaukee	Juuse Saros	Made
Brett Sterling	Oct. 23, 2016	at San Antonio	Spencer Martin	Missed
Wade Megan	Feb. 7, 2017	at Rockford	Lars Johansson	Missed
Brandon Pirri	Jan. 5, 2018	vs. Manitoba	Michael Hutchinson	Made
Brooks Macek	March 8, 2019	at Milwaukee	Troy Grosenick	Made
Andrew Poturalski	March 25, 2022	vs. Manitoba	Evan Cormier	Missed
Richard Panik*	June 24, 2022	at Springfield	Joel Hofer	Missed
Logan Lambdin	Dec. 17, 2022	vs. Grand Rapids	Victor Brattstrom	Made
Hudson Elynuik	Jan. 19, 2024	at Rockford	Mitchell Weeks	Missed
Rocco Grimaldi	Jan. 27, 2024	vs. Milwaukee	Troy Grosenick	Missed
Hudson Elynuik	April 7, 2024	at Manitoba	Thomas Milic	Made
Total				52 (13 Made) * playoffs

GOALIE GOALS					
DATE	WOLVES GOALTENDER	OPPONENT	OPPOSING GOALTENDER	RESULT	SCORE
May 25, 2019	Max Lagace	at San Diego*	Empty Net	W	5-2
March 4, 2023	Pyotr Kochetkov	at Manitoba	Empty Net	W	4-1

GOALIE GOALS-AGAINST					
DATE	OPPOSING GOALTENDER	OPPONENT	WOLVES GOALTENDER	RESULT	SCORE
Feb. 20, 2008	Drew MacIntyre	vs. Manitoba**	Empty Net	OTL	1-2
Jan. 16, 2015	Reto Berra	vs. Lake Erie	Empty Net	L	1-5

*playoffs
** game-winner



POSTSEASON RECORDS

ALL-TIME POSTSEASON HISTORY

1994-95

Eastern Conference Quarterfinal, lost to Kalamazoo Wings, 0-3

1995-96

Western Conference Quarterfinal, defeated San Francisco Spiders, 3-1

Western Conference Semifinal, alost to Las Vegas Thunder, 1-4

1996-97

Western Conference Quarterfinal, lost to San Antonio Dragons, 1-3

1997-98

Western Conference Quarterfinal, defeated Manitoba Moose, 3-0

Western Conference Semifinal, defeated Milwaukee Admirals, 4-2

Western Conference Final, defeated Long Beach Ice Dogs, 4-2

Turner Cup Final, defeated Detroit Vipers, 4-3

1998-99

Western Conference Quarterfinal, received first-round bye

Western Conference Semifinal, defeated Manitoba Moose, 3-0

Western Conference Final, lost to Houston Aeros, 3-4

1999-2000

Western Conference Quarterfinal, received first-round bye

Western Conference Semifinal, defeated Long Beach Ice Dogs, 4-0

Western Conference Final, defeated Houston Aeros, 4-2

Turner Cup Final, defeated Grand Rapids Griffins, 4-2

2000-01

Western Conference Quarterfinal, received first-round bye

Western Conference Semifinal, defeated Milwaukee Admirals, 4-1

Western Conference Final, defeated Manitoba Moose, 4-2

Turner Cup Final, lost to Orlando Solar Bears, 1-4

2001-02

Western Conference Qualifying Series, defeated Cincinnati Mighty Ducks, 2-1

Western Conference Quarterfinal, defeated Grand Rapids Griffins, 3-2

Western Conference Semifinal, defeated Syracuse Crunch, 4-3

Western Conference Final, defeated Houston Aeros, 4-1

Calder Cup Final, defeated Bridgeport Sound Tigers, 4-1

2002-03

Western Conference Quarterfinal, defeated Hershey Bears, 3-2

Western Conference Semifinal, lost to Grand Rapids Griffins, 0-4

2003-04

West Division Semifinal, defeated Grand Rapids Griffins, 4-0

West Division Final, lost to Milwaukee Admirals, 2-4

2004-05

West Division Semifinal, defeated Houston Aeros, 4-1

West Division Final, defeated Cincinnati Mighty Ducks, 4-1

Western Conference Final, defeated Manitoba Moose, 4-0

Calder Cup Final, lost to Philadelphia Phantoms, 0-4



ALL-TIME POSTSEASON HISTORY

2006-07

West Division Semifinal, defeated Milwaukee Admirals, 4-0

West Division Final, defeated Iowa Stars, 4-2

Western Conference Final, lost to Hamilton Bulldogs, 1-4

2007-08

West Division Semifinal, defeated Milwaukee Admirals, 4-2

West Division Final, defeated Rockford IceHogs, 4-3

Western Conference Final, defeated Toronto Marlies, 4-1

Calder Cup Final, defeated Wilkes-Barre/Scranton Penguins, 4-2

2009-10

West Division Semifinal, defeated Milwaukee Admirals, 4-3

West Division Final, lost to Texas Stars, 3-4

2011-12

Western Conference Quarterfinals, lost to San Antonio Rampage, 2-3

2013-14

Western Conference Quarterfinals, defeated Rochester Americans, 3-2

Western Conference Semifinals, lost to Toronto Marlies, 0-4

2014-15

Western Conference Quarterfinals, lost to Utica Comets, 2-3

2016-17

Central Division Semifinals, defeated Charlotte Checkers, 3-2

Central Division Finals, lost to Grand Rapids Griffins, 1-4

2017-18

Central Division Semifinals, lost to Rockford 0-3

2018-19

Central Division Semifinals, defeated Grand Rapids Griffins, 3-2

Central Division Finals, defeated Iowa Wild, 4-2

Western Conference Finals, defeated San Diego Gulls, 4-2

Calder Cup Finals, lost to Charlotte Checkers, 1-4


2021-22

Central Division Semifinals, defeated Rockford IceHogs, 3-0

Central Division Finals, defeated Milwaukee Admirals, 3-1

Western Conference Finals, defeated Stockton Heat, 4-2

Calder Cup Finals, defeated Springfield Thunderbirds, 4-1



ALL-TIME POSTSEASON RECORDS (TEAM)	
POSTSEASON STREAKS	
Wins	6 (2x) vs. Houston Aeros and Grand Rapids Griffins (May 16-28, 2000) vs. Houston Aeros and Cincinnati Mighty Ducks (April 23 to May 9, 2005)
Wins at home	10 vs. Syracuse Crunch, Houston Aeros, Bridgeport Sound Tigers and Hershey Bears (April 29, 2002, to April 13, 2003)
Wins on road	5 at Long Beach Ice Dogs and Houston Aeros (May 1-23, 2000)
Losses	4 (5x) most recent: vs. Charlotte Checkers (June 2-8, 2019)
Losses at home	3 (2x) Charlotte Checkers (June 5-8, 2019) Las Vegas Thunder (May 8-12, 1996)
Losses on road	3 at Rochester Americans and Toronto Marlies (April 26 to May 16, 2014)
POSTSEASON RECORDS	
Wins	17 (2002)
Wins at home	12 (2002)
Wins on road	7 (2000)
Losses	10 (2019)
Losses at home	5 (2019)
Losses on road	6 (twice) (2002, 2008)
Goals	80 (2008)
Assists	4 (twice) (2000, 2008)
Shutouts	4 (2022)
Games Played	25 (2002)
Penalty Minutes	491 (2002)
Goals Against	67 (2019)
Power-Play Goals	34 (2008)
SERIES HIGHS	
Goals, 3-game series	8 vs. Cincinnati Mighty Ducks (2002 Western Conference Qualifying Series)
Goals, 5-game series	21 vs. Milwaukee Admirals (2022 Central Division Finals)
Goals, 7-game series	28 vs. Iowa Stars (2007 West Division Final)
Goals, both teams, 3-game series	15 vs. Cincinnati Mighty Ducks (2002 Western Conference Qualifying Series)
Goals, both teams, 5-game series	37 vs. Grand Rapids Griffins (2019 Central Division Semifinals)
Goals, both teams, 7-game series	48 vs. Texas Stars (2010 West Division Final)
Penalties	79 vs. Milwaukee Admirals (2004 West Division Final)
Penalties against	65 vs. Houston Aeros (2005 West Division Semifinal)
Penalties, both teams	127 vs. Milwaukee Admirals (2004 West Division Final)
Penalty minutes	279 vs. Milwaukee Admirals (2004 West Division Final)
Penalty minutes against	185 vs. Houston Aeros (2005 West Division Semifinal)
Penalty minutes, both teams	433 vs. Milwaukee Admirals (2004 West Division Final)
Power-play goals	13 vs. Rockford IceHogs (2008 West Division Final)
Power-play goals against	11 vs. Wilkes/Barre-Scranton Penguins (2008 Calder Cup Final)
Power-play goals, both teams	20 vs. Rockford IceHogs (2008 West Division Final)
Short-handed goals	2 (4x) most recent: vs. Rochester Americans (2014 Western Conference Quarterfinal)
Short-handed goals against	3 vs. Las Vegas Thunder (1996 Eastern Conference Semifinal)
Shutouts	2 (4x) most recent: Pyotr Kochetkov and Alex Lyon vs. Springfield Thunderbirds (2022 Calder Cup Finals)
Shutouts against	2 J.F. Labbe vs. Syracuse Crunch (2002 Western Conference Semifinal)
GAME HIGHS	
Goals	8 (2x) vs. Milwaukee Admirals (May 22, 2022) vs. Grand Rapids Griffins (April 23, 2004)
Goals at home	8 (2x) vs. Milwaukee Admirals (May 22, 2022) vs. Grand Rapids Griffins (April 23, 2004)
Goals on road	7 (2x) at Long Beach Ice Dogs (May 26, 1998) at Iowa Wild (May 10, 2019)
Goals against	9 vs. Kalamazoo Wings (April 22, 1995)
Goals against at home	9 vs. Kalamazoo Wings (April 22, 1995)
Goals against on the road	7 at Orlando Solar Bears (May 19, 2001)
Goals, both teams	14 vs. Kalamazoo Wings (April 22, 1995)
Penalty minutes	112 vs. Milwaukee Admirals (May 7, 2004)

Penalty minutes against	85 vs. Milwaukee Admirals (May 7, 2004)
Penalty minutes, both teams	197 vs. Milwaukee Admirals (May 7, 2004)
Penalties	27 - vs. Milwaukee Admirals (May 8, 2004) vs. Manitoba Moose (May 21, 2005)
Penalties against	24 vs. Manitoba Moose (May 21, 2005)
Penalties both teams	51 vs. Manitoba Moose (May 21, 2005)
Power-play goals	4 (4x) most recent: vs. Toronto Marlies (May 20, 2008)
Power-play goals against	4 (4x) most recent: at Milwaukee Admirals (April 17, 2010)
Power-play goals, both teams	6 (2x) vs. Iowa Stars (May 4, 2007) vs. Rockford IceHogs (May 11, 2008)
Shots	55 vs. Rockford IceHogs (April 26, 2018; 3OT)
Shots against	76 vs. Rockford IceHogs (April 26, 2018, 3OT)
Shots, both teams	131 vs. Rockford IceHogs (April 26, 2018, 3 OT)
Decisive win	7 (2x) 7-0 vs. Houston Aeros (May 19, 2002) 7-0 vs. Iowa Stars (May 4, 2007)
Decisive win at home	7 (2x) 7-0 vs. Houston Aeros (May 19, 2002) 7-0 vs. Iowa Stars (May 4, 2007)
Decisive win on road	6 at Hershey Bears (6-0, April 20, 2003)
Decisive loss	6 (2x) 6-0 at Syracuse Crunch (May 5, 2002) 6-0 at Milwaukee Admirals (April 17, 2010)
Decisive loss at home	5 (3x) most recent: 7-2 vs. Rochester Americans (May 2, 2014)
Decisive loss on road	6 (2x) 6-0 at Syracuse Crunch (May 5, 2002) 6-0 at Milwaukee Admirals (April 17, 2010)
Longest game	117:22 vs. Rockford IceHogs (April 26, 2018)
Longest overtime win	34:00 Dan Snyder at Houston Aeros (May 11, 2002)
Longest overtime loss	57:22 Max Lagace vs. Rockford IceHogs (April 26, 2018)
Fastest overtime win	0:58 Derek MacKenzie (SH) at Grand Rapids (April 16, 2004)
Fastest overtime loss	1:11 Greg Hawgood vs. Las Vegas Thunder (May 10, 1996)
Fastest opening goal	0:17 Jack Drury vs. Stockton Heat (June 6, 2022)
Fastest opening goal, against	0:08 Loui Eriksson, Iowa Stars (May 10, 2007)

PERIOD HIGHS	
Goals	5 - second period vs. Milwaukee Admirals (May 22, 2022) 5 - second period vs. Wilkes-Barre/Scranton Penguins (June 4, 2008)
Goals against	5 third period vs. Kalamazoo Wings (April 22, 1995)
Goals, both teams	6 third period at Milwaukee Admirals (May 9, 1998)
Penalty Minutes	94 third period at Milwaukee Admirals (May 7, 2004)
Penalty Minutes against	71 third period at Milwaukee Admirals (May 7, 2004)
Penalty Minutes, both teams	165 third period at Milwaukee Admirals (May 7, 2004)
Power-play goals	4 second period at Rockford IceHogs (May 11, 2008)
Power-play goals against	3 second period at Iowa Stars (May 10, 2007)
Shots	21 second period at Milwaukee Admirals (May 25, 2022)
Shots against	25 first period at Las Vegas Thunder (May 3, 1996)

PERIOD LOWS	
Shots	2 - third period vs. Iowa Stars (May 13, 2019) 2 - first period at Iowa Stars (May 6, 2007) 2 - third period at Hamilton Bulldogs (May 25, 2007)
Shots against	1 first period vs. Rockford IceHogs (May 14, 2022)

ALL-TIME POSTSEASON RECORDS (INDIVIDUAL)	
INDIVIDUAL POSTSEASON CAREER LEADERS	
Goals	63 - Steve Maltais
Assists	65 - Steve Maltais
Points	128 - Steve Maltais
Penalty Minutes	128 - Scott Pearson
Hat Tricks	2 (3x) - Jason Krog Steve Larouche Steve Maltais
INDIVIDUAL POSTSEASON MOSTS	
Goals	15 - Josh Leivo (2022)
Assists	26 (2x) - Rob Brown (2002) Jason Krog (2008)
Points	38 - Jason Krog (2008)
Penalty minutes	105 - Kip Brennan (2005)
Goals, center	12 (2x) - Steve Larouche (2001) Jason Krog (2008)
Goals, left wing	15 - Josh Leivo (2022)
Goals, right wing	12 - Darren Haydar (2008)
Goals, defenseman	10 - Joel Kwiatkowski (2008)
Goals, rookie	9 - Jack Drury (2022)
Hat Tricks	2 (2x) - Steve Maltais (2002) Jason Krog (2008)
Power-play goals	10 - Darren Haydar (2008)
Short-handed goals	2 (2x) - Chris Marinucci (1998) Niklas Andersson (2000)
Game-winning goals	5 (3x) - most recent: Jason Krog (2008)
Plus/minus rating	+15 - Andrew Poturalski (2022)
Shutouts	2 (8x) - most recent: Alex Lyon and Pyotr Kochetkov (2022)
Minutes played, goaltender	1,438:04, Ondrej Pavelec (2008)
INDIVIDUAL POSTSEASON STREAKS	
Goals	7 games (7 goals) - Joel Kwiatkowski (May 18 to June 4, 2008)
Assists	11 games (15 assists) - Darren Haydar (May 9 to June 4, 2008)
Points	13 games (23 points) - Jason Krog (May 7 to June 6, 2008)
INDIVIDUAL POSTSEASON SERIES MOSTS	
Goals	7 - Steve Larouche vs. Manitoba Moose (2001 Western Conference Final)
Assists	10 - Darren Haydar vs. Iowa Stars (2007 West Division Final)
Points	13 - Darren Haydar vs. Iowa Stars (2007 West Division Final)
Penalty minutes	46 - Scott Pearson vs. Houston Aeros (1999 Western Conference Final)
Power-play goals	4 (3x) - Steve Larouche vs. Manitoba Moose (2001 Western Conference Final) Joel Kwiatkowski vs. Toronto Marlies (2008 Western Conference Final) Anthony Stewart vs. Texas Stars (2010 West Division Final)
Short-handed goals	2 - Niklas Andersson vs. Long Beach Ice Dogs (2000 Western Conference Semifinal)
Game-winning goals	3 (2x) - Steve Larouche vs. Manitoba Moose (2001 Western Conference Final) Dan Snyder vs. Syracuse Crunch (2002 Western Conference Semifinal)
Shutouts	2 (2x) - Richard Shulmistra vs. Manitoba Moose (2001 Western Conference Final) Peter Mannino vs. Milwaukee Admirals (2010 West Division Semifinal)
Goals against	5 (6x) - most recent: Gerry Mayhew, Iowa Wild (2019 Central Division Finals)
Assists against	8 - Martin St. Pierre, Rockford IceHogs (2008 West Division Final)
Points against	9 (3x) most recent: Jon Matsumoto, San Antonio Rampage (2012 Western Conference Quarterfinal)

Penalty minutes against	39 - Dennis Maxwell, San Antonio Dragons (1997 Western Conference Quarterfinal)
Power-play goals against	3 (3x) - most recent: Joel Lundqvist, Iowa Stars (2007 West Division Final)
Short-handed goals against	2 (2x) - Patrice Lefebvre, Las Vegas Thunder (1996 Western Conference Semifinal) Ben Simon, Orlando Solar Bears (2001 Turner Cup Final)
Shutouts against	2 - J.F. Labbe, Syracuse Crunch (2002 Western Conference Semifinal)
INDIVIDUAL POSTSEASON SINGLE-GAME HIGHS	
Goals	4 - Steve Larouche vs. Milwaukee Admirals (April 27, 2001)
Assists	4 (4x) - most recent: Stefan Noesen vs. Springfield Thunderbirds (June 20, 2022)
Points	4 (11x) - most recent: Stefan Noesen and Andrew Poturalski vs. Springfield Thunderbirds (June 20, 2022)
Shots	12 - Dan Currie at San Francisco Spiders (April 20, 1996)
Penalty minutes	27 (2x) - Dallas Eakins vs. Grand Rapids Griffins (April 19, 2002) Curtis McKenzie vs. Charlotte Checkers (June 2, 2019)
Saves	72 - Max Lagace vs. Rockford IceHogs (April 26, 2018)
Goals against	3 (4x) - most recent: Jamie Benn, Texas Stars (May 7, 2010)
Points against	5 - Jamie Benn (3G, 2A), Texas Stars (May 7, 2010)
Penalty minutes against	39 - Dennis Maxwell, San Antonio Dragons (April 18, 1997)
Saves against	52 - Collin Delia, Rockford IceHogs (April 26, 2018)



ALL-TIME POSTSEASON SCORING

PLAYER	GP	G	A	PTS
Steve Maltais	142	63	65	128
Rob Brown	63	18	60	78
Jason Krog	53	22	46	68
Bob Nardella	101	17	44	61
Darren Haydar	44	26	33	59
Steve Larouche	53	27	25	52
Steve Martins	59	9	27	36
Brett Sterling	44	16	17	33
Scott Pearson	46	21	12	33
Chris Marinucci	48	15	15	30
Josh Leivo	18	15	14	29
J.P. Vigier	48	15	14	29
Tom Tilley	44	4	24	28
Alexander Semak	22	10	17	27
Nathan Oystnick	53	5	22	27
Niklas Andersson	35	9	17	26
Stefan Noesen	18	9	16	25
Joel Kwiatkowski	24	10	15	25
Andreas Karlsson	32	8	17	25
Derek MacKenzie	62	16	9	25
Jack Drury	18	9	15	24
Kevin Doell	54	11	13	24
Andrew Poturalski	18	8	15	23
Cory Larose	33	9	10	19
Kevin Dahl	49	5	14	19
Marc Rodgers	22	9	9	18
Tommi Santala	28	6	12	18
Brian Noonan	32	5	13	18
Kamil Piros	34	7	11	18
Guy Larose	66	6	12	18
Dan Snyder	22	7	10	17
Tomas Hyka	25	3	13	16
Jordan LaVallee	38	10	6	16
Matt Anderson	38	2	14	16
Joey Crabb	44	7	9	16
Curtis McKenzie	21	8	7	15
Cody Glass	22	7	8	15
Zach Whitecloud	22	3	12	15
T.J. Tynan	25	2	13	15
Brian Fahey	39	5	10	15
Dan Plante	48	5	10	15
Jesse Schultz	24	8	6	14
Tim Stapleton	14	4	9	13



ALL-TIME POSTSEASON SCORING

PLAYER	GP	G	A	PTS
Chris Ferraro	16	5	8	13
Tye McGinn	22	6	7	13
Bryan Little	24	8	5	13
Joe Corvo	27	4	9	13
Colin Stuart	39	5	8	13
Glen Featherstone	39	3	10	13
Anthony Stewart	13	9	3	12
Daniel Carr	15	5	7	12
David Gust	18	5	7	12
Lonny Bohonos	18	3	9	12
Joey Keane	18	1	11	12
Keegan Kolesar	24	7	5	12
Arturs Kulda	36	2	10	12
Tim Breslin	41	4	8	12
Dallas Eakins	64	2	10	12
Spencer Machacek	13	7	4	11
Richard Panik	16	6	5	11
Joe Motzko	16	2	9	11
Brad Larsen	18	4	7	11
Nic Hague	22	4	7	11
Yuri Butsayev	22	7	4	11
Karl Stewart	22	6	5	11
Brad Tapper	28	4	7	11
Kirill Safronov	34	3	8	11
Mike Weaver	45	3	8	11
Ben Simon	52	3	8	11
Kenny Agostino	10	5	5	10
Niko Dimitrakos	14	3	7	10



YEAR-BY-YEAR POSTSEASON GOALTENDING RECORDS

WINS	
Wendell Young	21
Kari Lehtonen	16
Ondrej Pavelec	16
Pasi Nurminen	15
Stephane Beauregard	10
Oscar Dansk	10
Michael Garnett	10
Alex Lyon	9
Richard Shulmistra	7
Andrei Trefilov	7
Peter Mannino	6
Pyotr Kochetkov	5
Ville Husso	4
Jake Allen	3
Norm Maracle	3
Jordan Binnington	2
Frederic Cassivi	2
Pat Jablonski	2
Eddie Lack	2
Max Lagace	2
Fred Brathwaite	1
Drew MacIntyre	1

SAVES	
Wendell Young	1,229
Kari Lehtonen	803
Ondrej Pavelec	649
Pasi Nurminen	593
Oscar Dansk	552
Michael Garnett	350
Stephane Beauregard	314
Alex Lyon	300
Peter Mannino	272
Ville Husso	265
Richard Shulmistra	243
Jordan Binnington	220
Andrei Trefilov	207
Jake Allen	204
Norm Maracle	202
Pyotr Kochetkov	192
Frederic Cassivi	169
Max Lagace	136
Eddie Lack	121
Fred Brathwaite	117
Drew MacIntyre	100
Ray LeBlanc	78
Pat Jablonski	73
Matt Climie	33
Robert Gherson	3

GAMES PLAYED	
Wendell Young	45
Kari Lehtonen	26
Ondrej Pavelec	24
Oscar Dansk	21
Pasi Nurminen	21
Stephane Beauregard	14
Michael Garnett	13
Alex Lyon	12
Peter Mannino	12
Ville Husso	10
Norm Maracle	10
Richard Shulmistra	10
Jake Allen	9
Andrei Trefilov	9
Jordan Binnington	7
Frederic Cassivi	7
Pyotr Kochetkov	6
Fred Brathwaite	5
Eddie Lack	5
Drew MacIntyre	5
Max Lagace	4
Pat Jablonski	3
Ray LeBlanc	3
Matt Climie	2
Robert Gherson	2

MINUTES	
Wendell Young	2,594
Kari Lehtonen	1,646
Ondrej Pavelec	1,438
Oscar Dansk	1,303
Pasi Nurminen	1,267
Stephane Beauregard	820
Michael Garnett	794
Alex Lyon	737
Peter Mannino	653
Richard Shulmistra	591
Ville Husso	536
Norm Maracle	517
Jake Allen	511
Andrei Trefilov	489
Jordan Binnington	398
Pyotr Kochetkov	364
Frederic Cassivi	354
Eddie Lack	304
Max Lagace	297
Fred Brathwaite	260
Drew MacIntyre	228
Pat Jablonski	185
Ray LeBlanc	175
Matt Climie	61
Robert Gherson	17

POSTSEASON SHUTOUTS

Player	OPPONENT	ROUND	DATE	SAVES
Wendell Young	at Manitoba	Western Conference Quarterfinal	April 22, 1998	40 saves
Stephane Beauregard	vs. Detroit	Turner Cup Final	June 15, 1998	29 saves
Wendell Young	at Houston	Western Conference Final	May 18, 1999	30 saves
Andrei Trefilov	at Houston	Western Conference Final	May 19, 2000	20 saves
Andrei Trefilov	vs. Grand Rapids	Turner Cup Final	May 28, 2000	32 saves
Richard Shulmistra	vs. Manitoba	Western Conference Final	May 5, 2001	24 saves
Richard Shulmistra	vs. Manitoba	Western Conference Final	May 13, 2001	42 saves
Pasi Nurminen	vs. Houston	Western Conference Final	May 19, 2002	30 saves
Pasi Nurminen	vs. Bridgeport	Calder Cup Final	May 30, 2002	28 saves
Norm Maracle	vs. Hershey	Western Conference Quarterfinal	April 20, 2003	26 saves
Kari Lehtonen	vs. Grand Rapids	West Division Quarterfinal	April 18, 2004	37 saves
Kari Lehtonen	at Houston	West Division Semifinal	April 23, 2005	25 saves
Kari Lehtonen	vs. Manitoba	Western Conference Final	May 21, 2005	26 saves
Michael Garnett	vs. Iowa	West Division Final	May 2, 2007	28 saves
Fred Brathwaite	vs. Hamilton	Western Conference Final	May 25, 2007	37 saves
Ondrej Pavelec	at Milwaukee	West Division Semifinal	April 26, 2008	30 saves
Ondrej Pavelec	vs. Toronto	Western Conference Final	May 18, 2008	24 saves
Peter Mannino	vs. Milwaukee	West Division Semifinal	April 16, 2010	23 saves
Peter Mannino	at Milwaukee	West Division Semifinal	April 19, 2010	29 saves
Drew MacIntyre	vs. Texas	West Division Final	May 9, 2010	28 saves
Jake Allen	vs. Rochester	Western Conference Quarterfinal	May 1, 2014	18 saves
Alex Lyon	at Stockton	Western Conference Finals	June 8, 2022	23 saves
Pyotr Kochetkov	vs. Stockton	Western Conference Finals	June 14, 2022	28 saves
Pyotr Kochetkov	at Springfield	Calder Cup Finals	June 22, 2022	36 saves
Alex Lyon	at Springfield	Calder Cup Finals	May 1, 2014	28 saves





YEAR-BY-YEAR RESULTS

YEAR-BY-YEAR RESULTS													
SEASON	GP	W	L	T	OTL	SOL	PTSW%	FINISH				POSTSEASON	
1994-95	81	34	33	0	0	14	82	.506	3rd Northern Division		Lost Eastern Conference Quarterfinal (0-3)		
1995-96	82	40	34	0	0	8	88	.537	2nd Midwest Division		Lost Western Conference Semifinal (4-5)		
1996-97	82	40	36	0	0	6	86	.524	3rd Midwest Division		Lost Western Conference Quarterfinal (1-3)		
1997-98	82	55	24	0	0	3	113	.689	1st Midwest Division		Won Turner Cup Final (15-7)		
1998-99	82	49	21	0	0	12	110	.671	1st Midwest Division		Lost Western Conference Final (6-4)		
1999-00	82	53	21	0	0	8	114	.695	1st League		Won Turner Cup Final (12-4)		
2000-01	82	43	32	0	2	5	93	.567	1st Western Conference		Lost Turner Cup Final (9-7)		
2001-02	80	37	31	7	5	0	86	.538	4th West Division		Won Calder Cup Final (17-8)		
2002-03	80	43	25	8	4	0	98	.613	2nd West Division		Lost Western Conference Semifinal (3-6)		
2003-04	80	42	26	9	3	0	96	.600	3rd West Division		Lost West Division Final (6-4)		
2004-05	80	49	24	0	5	2	105	.656	1st West Division		Lost Calder Cup Final (12-6)		
2005-06	80	36	32	0	4	8	84	.525	5th West Division		Did Not Qualify		
2006-07	80	46	25	0	3	6	101	.631	2nd West Division		Lost Western Conference Final (9-6)		
2007-08	80	53	22	0	2	3	111	.694	1st West Division		Won Calder Cup Final (16-8)		
2008-09	80	38	37	0	3	2	81	.506	6th West Division		Did Not Qualify		
2009-10	80	49	24	0	1	6	105	.656	1st West Division		Lost West Division Final (7-7)		
2010-11	80	39	30	0	5	6	89	.556	6th West Division		Did Not Qualify		
2011-12	76	42	27	0	4	3	91	.599	1st Midwest Division		Lost Western Conference Quarterfinal (2-3)		
2012-13	76	37	30	0	5	4	83	.546	4th Midwest Division		Did Not Qualify		
2013-14	76	45	21	0	5	5	100	.658	1st Midwest Division		Lost Western Conference Semifinal (3-6)		
2014-15	76	40	29	0	6	1	87	.572	3rd Midwest Division		Lost Western Conference Quarterfinal (2-3)		
2015-16	76	33	35	0	5	3	74	.487	6th Central Division		Did Not Qualify		
2016-17	76	44	19	0	8	5	101	.664	1st Central Division		Lost Central Divison Final (4-6)		
2017-18	76	42	23	0	7	4	95	.625	1st Central Division		Lost Central Division Semifinal (0-3)		
2018-19	76	44	22	0	6	4	98	.645	1st Central Division		Lost Calder Cup Finals (12-10)		
2019-20	61	27	26	0	5	3	62	.508	4th Central Division		Playoffs cancelled due to COVID-19		
2020-21	33	21	9	0	1	2	45	.682	1st Central Division		Playoffs cancelled due to COVID-19		
2021-22	76	50	16	0	5	5	110	.724	1st Central Division		Won Calder Cup Finals (14-4)		
2022-23	72	35	29	0	5	3	78	.542	6th Central Division		Did Not Qualify		
2023-24	72	23	35	0	7	7	60	.417	7th Central Division		Did Not Qualify		


TOTALS 2,295 (1229-798-24-106-138-2726) .576

21 Postseason Berths (154-113)

ALL-TIME HOME RECORD								
SEASON	GP	W	L	T	OTL	SOL	PTS	W%
1994-95	41	19	14	0	0	8	46	.561
1995-96	41	21	14	0	0	6	48	.585
1996-97	41	23	15	0	0	3	49	.597
1997-98	41	29	11	0	0	1	59	.720
1998-99	41	29	7	0	0	5	63	.768
1999-00	41	26	10	0	0	5	57	.695
2000-01	41	21	16	0	1	3	46	.561
2001-02	40	19	14	4	3	0	45	.563
2002-03	40	28	8	2	2	0	60	.750
2003-04	40	26	10	3	1	0	56	.700
2004-05	40	28	7	0	4	1	61	.763
2005-06	40	20	17	0	2	1	43	.538
2006-07	40	19	17	0	1	3	42	.525
2007-08	40	29	9	0	1	1	60	.750
2008-09	40	23	15	0	0	2	48	.600
2009-10	40	29	8	0	0	3	61	.762
2010-11	40	19	15	0	1	5	44	.550
2011-12	38	21	14	0	1	2	45	.592
2012-13	38	20	12	0	2	4	46	.605
2013-14	38	25	8	0	3	2	55	.724
2014-15	38	19	15	0	3	1	42	.553
2015-16	38	20	16	0	1	1	42	.553
2016-17	38	27	7	0	3	1	58	.763
2017-18	38	24	10	0	2	2	52	.684
2018-19	38	21	11	0	4	2	48	.631
2019-20	30	13	12	0	3	2	31	.517
2020-21	16	12	3	0	0	1	25	.781
2021-22	38	25	7	0	3	3	56	.737
2022-23	36	15	14	0	4	3	37	.514
2023-24	36	12	17	0	4	3	31	.431
TOTALS	1,147	662	353	9	49	74	1,456	.636



ALL-TIME AWAY RECORD								
SEASON	GP	W	L	T	OTL	SOL	PTS	W%
1994-95	40	15	19	0	0	6	36	.450
1995-96	41	19	20	0	0	2	40	.488
1996-97	41	17	21	0	0	3	37	.451
1997-98	41	26	13	0	0	2	54	.659
1998-99	41	20	14	0	0	7	47	.573
1999-00	41	27	11	0	0	3	57	.695
2000-01	41	22	16	0	1	2	47	.573
2001-02	40	18	17	3	2	0	41	.513
2002-03	40	15	17	6	2	0	38	.575
2003-04	40	16	16	6	2	0	40	.500
2004-05	40	21	17	0	1	1	44	.550
2005-06	40	16	15	0	2	7	41	.513
2006-07	40	27	8	0	2	3	59	.738
2007-08	40	24	13	0	1	2	51	.637
2008-09	40	15	22	0	3	0	33	.413
2009-10	40	20	16	0	1	3	44	.550
2010-11	40	20	15	0	4	1	45	.563
2011-12	38	21	13	0	3	1	46	.605
2012-13	38	17	18	0	3	0	37	.487
2013-14	38	20	13	0	2	3	45	.592
2014-15	38	21	14	0	3	0	45	.592
2015-16	38	13	19	0	4	2	32	.421
2016-17	38	17	12	0	5	4	43	.566
2017-18	38	18	13	0	5	2	43	.566
2018-19	38	23	11	0	2	2	50	.658
2019-20	31	14	14	0	2	1	31	.500
2020-21	17	9	6	0	1	1	20	.588
2021-22	38	25	9	0	2	2	54	.711
2022-23	36	20	15	0	1	2	41	.569
2023-24	36	11	18	0	3	4	29	.402
TOTALS	1,148	567	445	15	57	66	1,270	.554



ALL-TIME RESULTS												
1994-95												
Regular Season (34-33-14)												
Postseason Overall (0-3)												
Eastern Conference Quarterfinal (0-3)												
No	Date	Opponent	Result	Score	Record							
1.	Oct. 1	at Detroit	SOL	5-6	0-0-1							
2.	Oct. 8	at Indianapolis	W (SO)	3-2	1-0-1							
3.	Oct. 9	at Peoria	L	1-8	1-1-1							
4.	OCT. 14	DETROIT	W	4-2	2-1-1							
5.	Oct. 15	at Milwaukee	W (SO)	4-3	3-1-1							
6.	OCT. 16	MINNESOTA	L	1-6	3-2-1							
7.	OCT. 19	KALAMAZOO	W (SO)	3-2	4-2-1							
8.	Oct. 21	at Milwaukee	L	5-7	4-3-1							
9.	Oct. 22	at Kalamazoo	L	2-5	4-4-1							
10.	OCT. 2	INDIANAPOLIS	L	3-5	4-5-1							
11.	OCT. 29	CLEVELAND	W	3-2	5-5-1							
12.	NOV. 5	KALAMAZOO	SOL	3-4	5-5-2							
13.	NOV. 9	SOVIET WINGS	W	2-1	6-5-2							
14.	Nov. 11	at Indianapolis	W	5-4	7-5-2							
15.	NOV. 12	CINCINNATI	SOL	2-3	7-5-3							
16.	Nov. 15	at Minnesota	L	3-4	7-6-3							
17.	Nov. 18	at Kalamazoo	W	4-2	8-6-3							
18.	NOV. 19	PEORIA	W	3-2	9-6-3							
19.	NOV. 20	DETROIT	L	1-7	9-7-3							
20.	Nov. 23	at Cleveland	W	7-4	10-7-3							
21.	Nov. 24	at Fort Wayne	W (SO)	4-3	11-7-3							
22.	Nov. 25	at Peoria	L	2-5	11-8-3							
23.	NOV. 27	CLEVELAND	L	2-3	11-9-3							
24.	Dec. 2	at Denver	L	3-4	11-10-3							
25.	Dec. 3	at Kansas City	W (SO)	4-3	12-10-3							
26.	Dec. 7	at Milwaukee	SOL	3-4	12-10-4							
27.	Dec. 9	at Kalamazoo	L	3-6	12-11-4							
28.	DEC. 15	CINCINNATI	L	3-7	12-12-4							
29.	Dec. 16	at Detroit	SOL	2-3	12-12-5							
30.	DEC. 18	DETROIT	L	4-5	12-13-5							
31.	DEC. 22	MILWAUKEE	SOL	5-6	12-13-6							
32.	Dec. 26	at Detroit	W	4-2	13-13-6							
33.	Dec. 27	at Cleveland	L	2-4	13-14-6							
34.	DEC. 28	CLEVELAND	W	6-2	14-14-6							
35.	DEC. 30	MILWAUKEE	L	2-5	14-15-6							
36.	Dec. 31	at Houston	W	3-2	15-15-6							
37.	Jan. 2	at Atlanta	SOL	4-5	15-15-7							
38.	JAN. 4	SAN DIEGO	W	6-4	16-15-7							
39.	Jan. 6	at Peoria	W (SO)	4-3	17-15-7							
40.	JAN. 7	PEORIA	L	1-2	17-16-7							
41.	JAN. 11	ATLANTA	L	1-2	17-17-7							
42.	Jan. 13	at Indianapolis	L	2-3	17-18-7							
43.	JAN. 14	FORT WAYNE	W	5-1	18-18-7							
44.	JAN. 21	PHOENIX	SOL	3-4	18-18-8							
45.	JAN. 22	CLEVELAND	SOL	4-5	18-18-9							
46.	Jan. 24	at Las Vegas	W	5-4	19-18-9							
47.	Jan. 27	at San Diego	L	2-6	19-19-9							
48.	JAN. 28	at Phoenix	SOL	2-3	19-19-10							
49.	FEB. 1	FORT WAYNE	W (SO)	3-2	20-19-10							
50.	FEB. 4	DETROIT	W	3-2	21-19-10							
51.	FEB. 5	KANSAS CITY	W	5-2	22-19-10							
52.	Feb. 8	at Fort Wayne	SOL	5-6	22-19-11							
53.	FEB. 9	DETROIT	L	1-4	22-20-11							
54.	Feb. 10	at Milwaukee	L	2-5	22-21-11							
55.	FEB. 12	CLEVELAND	W	4-3	23-21-11							
56.	FEB. 14	DENVER	SOL	3-4	23-21-12							
57.	FEB. 18	PEORIA	SOL	3-4	23-21-13							
58.	Feb. 19	at Peoria	L	0-1	23-22-13							
59.	FEB. 22	KALAMAZOO	L	3-7	23-23-13							
60.	Feb. 24	at Cleveland	L	5-8	23-24-13							
61.	Feb. 25	at Kalamazoo	W	5-1	24-24-13							
62.	FEB. 26	FORT WAYNE	W	5-3	25-24-13							
63.	MARCH 1	INDIANAPOLIS	L	2-3	25-25-13							
64.	March 3	at Cincinnati	L	2-6	25-26-13							
65.	March 4	at Cincinnati	L	4-5	25-27-13							
66.	MARCH 8	PEORIA	W	3-0	26-27-13							
67.	MARCH 11	CLEVELAND	W	3-1	27-27-13							
68.	March 15	at Detroit	W	3-2	28-27-13							
69.	MARCH 18	DETROIT	W	5-2	29-27-13							
70.	MARCH 19	LAS VEGAS	W	7-3	30-27-13							
71.	March 24	at Fort Wayne	L	2-6	30-28-13							
72.	March 25	at Cleveland	W	4-3	31-28-13							
73.	March 26	at Cleveland	L	2-5	31-29-13							
74.	MARCH 28	KALAMAZOO	L	1-2	31-30-13							
75.	MARCH 30	CINCINNATI	W (SO)	4-3	32-30-13							
76.	April 1	at Cincinnati	L	6-7	32-31-13							
77.	April 2	at Fort Wayne	L	0-7	32-32-13							
78.	April 4	at Detroit	W	4-2	33-32-13							
79.	APRIL 5	INDIANAPOLIS	W (SO)	4-3	34-32-13							
80.	APRIL 7	MILWAUKEE	SOL	1-2	34-32-14							
81.	APRIL 9	HOUSTON	L	2-7	34-33-14							
EASTERN CONFERENCE QUARTERFINAL												
No.	Date	Opponent	Result	Score	Record							
1.	April 12	at Kalamazoo	L	2-4	0-1							
2.	April 15	at Kalamazoo	L	2-3	0-2							
3.	APRIL 22	KALAMAZOO	L	5-9	0-3							
1995-96												
Regular Season (40-34-8)												
Postseason Overall (4-5)												
West Conference Quarterfinal (3-1)												
Western Conference Semifinal (1-4)												
No.	Date	Opponent	Result	Score	Record							
1.	Sept. 30	at Detroit	L	0-6	0-1-0							
2.	Oct. 6	at Minnesota	W	7-2	1-1-0							
3.	OCT. 7	KANSAS CITY	W	6-3	2-1-0							
4.	OCT. 11	ATLANTA	L	3-5	2-2-0							
5.	Oct. 14	at Kansas City	W	6-1	3-2-0							
6.	OCT. 15	LAS VEGAS	W	4-2	4-2-0							
7.	Oct. 18	at Milwaukee	L	2-4	4-3-0							
8.	OCT. 20	MILWAUKEE	W (SO)	5-4	5-3-0							
9.	OCT. 21	at Cleveland	W	5-2	6-3-0							
10.	OCT. 25	SAN FRANCISCO	W	4-1	7-3-0							
11.	OCT. 27	at Minnesota	W	3-1	8-3-0							
12.	OCT. 28	MINNESOTA	L	2-3	8-4-0							
13.	NOV. 1	FORT WAYNE	L	2-3	8-5-0							
14.	NOV. 4	SAN FRANCISCO	W	5-3	9-5-0							
15.	Nov. 9	at Minnesota	L	3-7	9-6-0							
16.	Nov. 10	at Los Angeles	L	2-4	9-7-0							
17.	Nov. 11	at Phoenix	W	2-1	10-7-0							
18.	Nov. 13	at Utah	L	1-8	10-8-0							
19.	Nov. 15	at Utah	L	3-10	10-9-0							
20.	Nov. 17	at San Francisco	L	3-5	10-10-0							
21.	Nov. 18	at San Francisco	L	1-4	10-11-0							
22.	NOV. 24	DETROIT	SOL	3-4	10-11-1							
23.	NOV. 25	at Michigan	L	1-7	10-12-1							
24.	NOV. 26	KANSAS CITY	L	1-4	10-13-1							
25.	Nov. 28	at Cincinnati	L	2-4	10-14-1							
26.	Nov. 29	at Kansas City	SOL	2-3	10-14-2							
27.	DEC. 1	ATLANTA	W (SO)	5-4	11-14-2							
28.	DEC. 6	UTAH	W	2-0	12-14-2							
29.	DEC. 9	LOS ANGELES	W (SO)	2-1	13-14-2							
30.	DEC. 15	ORLANDO	SOL	5-6	13-14-3							
31.	Dec. 16	at Milwaukee	L	1-4	13-15-3							
32.	DEC. 22	DETROIT	W	4-2	14-15-3							
33.	DEC. 23	MILWAUKEE	W	7-4	15-15-3							
34.	Dec. 26	at Peoria	W	3-2	16-15-3							
35.	DEC. 27	PEORIA	SOL	1-2	16-15-4							
36.	DEC. 29	LOS ANGELES	W (SO)	7-6	17-15-4							
37.	DEC. 30	MICHIGAN	L	2-4	17-16-4							
38.	Jan. 2	at Utah	W	3-2	18-16-4							
39.	Jan. 3	at San Francisco	W (SO)	4-3	19-16-4							
40.	JAN. 5	MILWAUKEE	L	1-6	19-17-4							
41.	JAN. 6	CLEVELAND	L	2-5	19-18-4							
42.	Jan. 17	at Houston	L	1-2	19-19-4							
43.	JAN. 20	SAN FRANCISCO	W	5-4	20-19-4							
44.	JAN. 21	PHOENIX	L	2-3	20-20-4							
45.	Jan. 24	at Orlando	W (SO)	6-5	21-20-4							
46.	Jan. 26	at Cleveland	L	3-6	21-21-4							
47.	Jan. 27	at Milwaukee	W	4-3	22-21-4							
48.	JAN. 31	PHOENIX	W	3-2	23-21-4							
49.	FEB. 3	LAS VEGAS	W	5-2	24-21-4							
50.	FEB. 4	PEORIA	W	6-4	25-21-4							
51.	Feb. 6	at Peoria	W	2-1	26-21-4							
52.	Feb. 9	at Detroit	L	2-3	26-22-4							
53.	FEB. 10	HOUSTON	SOL	3-4	26-22-5							
54.	FEB. 14	SAN FRANCISCO	L	2-4	26-23-5							
55.	FEB. 16	MINNESOTA	SOL	4-5	26-23-6							
56.	Feb. 17	at Milwaukee	L	2-4	26-24-6							
57.	FEB. 21	LOS ANGELES	L	4-5	26-25-6							
58.	Feb. 23	at Peoria	W	5-4	27-25-6							
59.	FEB. 24	HOUSTON	L	1-5	27-26-6							
60.	FEB. 28	PEORIA	L	2-3	27-27-6							
61.	March 1	at Fort Wayne	W	4-3	28-27-6							
62.	March 2	at Indianapolis	W	3-2	29-27-6							
63.	MARCH 3	CLEVELAND	W	9-5	30-27-6							
64.	MARCH 6	INDIANAPOLIS	W	7-4	31-27-6							
65.	MARCH 8	MINNESOTA	W (SO)	4-3	32-27-6							
66.	MARCH 9	MILWAUKEE	L	3-4	32-28-6							
67.	March 10	at Milwaukee	L	5-6	32-29-6							
68.	March 12	at San Francisco	L	2-4	32-30-6							
69.	March 15	at Las Vegas	L	6-13	32-31-6							
70.	March 16	at Phoenix	W (SO)	4-3	33-31-6							
71.	March 17	at Phoenix	W	6-3	34-31-6							
72.	March 19	at Atlanta	W	7-2	35-31-6							
73.	March 23	at Indianapolis	SOL	2-3	35-31-7							
74.	MARCH 24	KANSAS CITY	W	10-2	36-31-7							
75.	MARCH 29	UTAH	W	3-2	37-31-7							
76.	MARCH 30	CINCINNATI	SOL	3-4	37-31-8							
77.	April 3	at Minnesota	L	3-6	37-32-8							
78.	April 9	at Las Vegas	L	5-6	37-33-8							
79.	April 10	at Los Angeles	W (SO)	6-5	38-33-8							
80.	APRIL 12	KANSAS CITY	W	4-3	39-33-8							
81.	April 13	at Kansas City	W	3-2	40-33-8							
82.	APRIL 14	PEORIA	L	0-3	40-34-8							
WESTERN CONFERENCE QUARTERFINAL												
No.	Date	Opponent	Result	Score	Record							
1.	April 19	at San Francisco	L	2-4	0-1							
2.	April 20	at San Francisco	W	4-1	1-1							
3.	APRIL 24	SAN FRANCISCO	W	3-1	2-1							
4.	APRIL 28	SAN FRANCISCO	W (OT)	2-1	3-1							

ALL-TIME RESULTS

WESTERN CONFERENCE SEMIFINAL					
No.	Date	Opponent	Result	Score	Record
5.	May 3	at Las Vegas	W	5-3	4-1
6.	May 4	at Las Vegas	L	2-6	4-2
7.	MAY 8	LAS VEGAS	L	5-7	4-3
8.	MAY 10	LAS VEGAS	OTL	2-3	4-4
9.	MAY 12	LAS VEGAS	L	4-6	4-5

1996-97

Regular Season (40-34-8)

Postseason Overall (1-3)

West Conference Quarterfinal (1-3)

No.	Date	Opponent	Result	Score	Record
1.	Oct. 4	at Fort Wayne	SOL	7-8	0-0-1
2.	Oct. 8	at Las Vegas	W	3-2	1-0-1
3.	Oct. 12	at Manitoba	L	1-3	1-1-1
4.	Oct. 16	at Milwaukee	L	3-4	1-2-1
5.	OCT. 18	PHOENIX	W	8-2	2-2-1
6.	Oct. 19	at Kansas City W (SO)	5-4	3-2-1	
7.	Oct. 21	at Utah	W (SO)	2-1	4-2-1
8.	Oct. 23	at Kansas City	W	3-2	5-2-1
9.	OCT. 26	CLEVELAND	W	7-4	6-2-1
10.	Oct. 27	at Manitoba	W	3-2	7-2-1
11.	OCT. 30	FORT WAYNE	W	5-2	8-2-1
12.	Nov. 1	at Grand Rapids	L	3-4	8-3-1
13.	NOV. 2	INDIANAPOLIS	W	5-2	9-3-1
14.	Nov. 5	at Detroit	L	2-5	9-4-1
15.	Nov. 8	at Michigan	L	1-4	9-5-1
16.	Nov. 9	at Fort Wayne W (SO)	6-5	10-5-1	
17.	Nov. 10	at Indianapolis	L	4-5	10-6-1
18.	Nov. 12	at Cleveland	L	5-9	10-7-1
19.	Nov. 15	at Long Beach W (SO)	5-4	11-1-1	
20.	Nov. 16	at Phoenix	W	4-2	12-1-1
21.	Nov. 17	at Long Beach	L	2-6	12-8-1
22.	Nov. 22	at Manitoba	L	2-7	12-9-1
23.	NOV. 23	MANITOBA	W	6-4	13-9-1
24.	NOV. 27	UTAH	W	3-1	14-9-1
25.	Nov. 29	at Milwaukee	L	3-6	14-10-1
26.	NOV. 30	SAN ANTONIO	SOL	3-4	14-10-2
27.	DEC. 7	LONG BEACH	L	3-4	14-11-2
28.	DEC. 8	SAN ANTONIO W (SO)	3-2	15-11-2	
29.	DEC. 13	INDIANAPOLIS	L	4-6	15-12-2
30.	DEC. 14	MILWAUKEE	W	2-0	16-12-2
31.	Dec. 20	at Utah	W	3-2	17-12-2
32.	DEC. 21	MANITOBA	W	4-3	18-12-2
33.	DEC. 22	GRAND RAPIDS	W	3-1	19-12-2
34.	DEC. 28	UTAH	L	3-5	19-13-2
35.	DEC. 29	QUEBEC	L	4-7	19-14-2
36.	Dec. 31	at San Antonio	L	0-3	19-15-2
37.	Jan. 3	at Milwaukee	SOL	2-3	19-15-3
38.	JAN. 4	MILWAUKEE	L	3-4	19-16-3
39.	JAN. 5	GRAND RAPIDS	L	3-4	19-17-3
40.	JAN. 8	PHOENIX	W	5-1	20-17-3
41.	Jan. 11	at Houston	L	2-4	20-18-3
42.	Jan. 12	at Houston W (SO)	5-4	21-18-3	
43.	JAN. 14	GRAND RAPIDS	L	1-7	21-19-3
44.	JAN. 17	KANSAS CITY	W	6-2	22-19-3
45.	JAN. 18	MANITOBA	W	5-3	23-19-3
46.	Jan. 22	at Utah	L	3-7	23-20-3
47.	Jan. 24	at Phoenix	SOL	6-7	23-20-4
48.	Jan. 25	at San Antonio	L	2-3	23-21-4
49.	Jan. 28	at San Antonio	W	7-4	24-21-4
50.	JAN. 29	MILWAUKEE W (SO)	4-3	25-21-4	

51.	Jan. 31	at Milwaukee	W	6-0	26-21-4
52.	Feb. 1	at Kansas City	W	3-1	27-21-4
53.	FEB. 2	DETROIT	L	0-1	27-22-4
54.	FEB. 5	MILWAUKEE	W	4-3	28-22-4
55.	Feb. 7	at Quebec	L	3-4	28-23-4
56.	Feb. 9	at Quebec	L	0-4	28-24-4
57.	FEB. 12	CINCINNATI	L	2-4	28-25-4
58.	FEB. 15	DETROIT	L	1-8	28-26-4
59.	FEB. 16	KANSAS CITY	SOL	4-5	28-26-5
60.	Feb. 20	at Orlando	L	3-6	28-27-5
61.	Feb. 22	at Orlando	L	2-4	28-28-5
62.	Feb. 26	at Phoenix	W (SO)	2-1	29-28-5
63.	Feb. 28	at Las Vegas	L	2-5	29-29-5
64.	MARCH 2	LONG BEACH	L	1-3	29-30-5
65.	MARCH 5	at Manitoba	W	2-1	30-30-5
66.	MARCH 8	ORLANDO	W	6-2	31-30-5
67.	MARCH 9	MILWAUKEE	L	4-5	31-31-5
68.	MARCH 12	MICHIGAN	W	4-1	32-31-5
69.	MARCH 15	MANITOBA	SOL	2-3	32-31-6
70.	MARCH 16	MILWAUKEE	W	5-1	33-31-6
71.	March 19	at Kansas City	L	4-7	33-32-6
72.	March 20	at Detroit	L	3-6	33-33-6
73.	MARCH 21	FORT WAYNE	W	4-2	34-33-6
74.	March 23	at Cleveland	W	1-0	35-33-6
75.	MARCH 26	DETROIT	L	0-5	35-34-6
76.	MARCH 29	QUEBEC W (SO)	2-1	36-34-6	
77.	MARCH 30	KANSAS CITY	W	4-2	37-34-6
78.	APRIL 4	LAS VEGAS	L	5-6	37-35-6
79.	APRIL 5	LAS VEGAS	W	3-2	38-35-6
80.	April 11	at Manitoba	W	6-3	39-35-6
81.	APRIL 12	MANITOBA	W	3-0	40-35-6
82.	APRIL 13	ORLANDO	L	1-3	40-36-6

WESTERN CONFERENCE QUARTERFINAL

No.	Date	Opponent	Result	Score	Record
1.	April 18	at San Antonio	L	3-5	0-1
2.	April 19	at San Antonio W (OT)	4-3	1-1	
3.	APRIL 22	SAN ANTONIO	L	2-3	1-2
4.	APRIL 23	SAN ANTONIO	OTL	2-3	1-3

1997-98 (Turner Cup Champions)

Regular Season (55-24-3)

Postseason Overall (15-7)

West Conference Quarterfinal (3-0)

Western Conference Semifinal (4-2)

Western Conference Final (4-2)

Turner Cup Finals (4-3)

No.	Date	Opponent	Result	Score	Record
1.	Oct. 2	at Manitoba	W	3-0	1-0-0
2.	Oct. 4	at San Antonio	W	5-2	2-0-0
3.	Oct. 5	at Long Beach W (SO)	2-1	3-0-0	
4.	Oct. 7	at Las Vegas	SOL	6-7	3-0-1
5.	Oct. 12	at Detroit	W	5-3	4-0-1
6.	OCT. 17	MILWAUKEE	L	3-5	4-1-1
7.	OCT. 18	KANSAS CITY	W	5-3	5-1-1
8.	Oct. 24	at Grand Rapids	W	2-1	6-1-1
9.	Oct. 25	at Cincinnati	L	1-5	6-2-1
10.	OCT. 29	GRAND RAPIDS	L	2-4	6-3-1
11.	Oct. 31	at Kansas City	L	0-5	6-4-1
12.	Nov. 1	at Kansas City W (SO)	3-2	7-4-1	
13.	NOV. 2	LAS VEGAS W (SO)	4-3	8-4-1	
14.	Nov. 7	at Cleveland	W	5-3	9-4-1
15.	Nov. 8	at Cleveland	W	4-2	10-4-1

16.	Nov. 13	at Houston	SOL	3-4	10-4-2
17.	Nov. 15	at San Antonio	W	4-2	11-4-2
18.	NOV. 21	FORT WAYNE W (SO)	4-3	12-4-2	
19.	Nov. 22	at Fort Wayne	L	3-5	12-5-2
20.	NOV. 23	QUEBEC	W	4-1	13-5-2
21.	NOV. 26	MANITOBA	W	5-3	14-5-2
22.	NOV. 28	HOUSTON	W	3-1	15-5-2
23.	NOV. 29	QUEBEC	W	7-3	16-5-2
24.	DEC. 3	QUEBEC	W	5-3	17-5-2
25.	DEC. 5	FORT WAYNE	W	6-2	18-5-2
26.	DEC. 6	DETROIT	L	3-5	18-6-2
27.	Dec. 9	at Manitoba	W	2-1	19-6-2
28.	DEC. 10	KANSAS CITY	W	5-3	20-6-2
29.	Dec. 12	at Michigan	L	2-5	20-7-2
30.	DEC. 14	ORLANDO W (SO)	3-2	21-7-2	
31.	DEC. 17	MILWAUKEE	W	4-2	22-7-2
32.	Dec. 19	at Manitoba W (SO)	6-5	23-7-2	
33.	Dec. 21	at Manitoba	W	5-4	24-7-2
34.	Dec. 26	at Kansas City W (SO)	3-2	25-7-2	
35.	Dec. 27	at Kansas City	L	4-5	25-8-2
36.	DEC. 28	LAS VEGAS	W	4-2	26-8-2
37.	Dec. 31	at Michigan	W	3-2	27-8-2
38.	Jan. 2	at Milwaukee	W	3-0	28-8-2
39.	JAN. 3	LAS VEGAS W (SO)	4-3	29-8-2	
40.	JAN. 4	MANITOBA	W	3-2	30-8-2
41.	JAN. 7	MANITOBA	L	1-4	30-9-2
42.	JAN. 10	LONG BEACH	W	2-1	31-9-2
43.	JAN. 11	LONG BEACH	L	2-3	31-10-2
44.	JAN. 16	MILWAUKEE	L	3-5	31-11-2
45.	Jan. 17	at Kansas City	L	4-5	31-12-2
46.	JAN. 18	CLEVELAND	W	2-1	32-12-2
47.	Jan. 23	at Quebec	W (SO)	2-1	33-12-2
48.	Jan. 25	at Quebec	W	7-5	34-12-2
49.	JAN. 27	UTAH	L	1-4	34-13-2
50.	Jan. 30	at Grand Rapids	L	1-7	34-14-2
51.	Jan. 31	at Milwaukee	W	4-3	35-14-2
52.	FEB. 1	KANSAS CITY	L	2-3	35-15-2
53.	FEB. 4	MICHIGAN	W	4-1	36-15-2
54.	Feb. 6	at Milwaukee	L	2-3	36-16-2
55.	FEB. 7	CINCINNATI	W	5-4	37-16-2
56.	FEB. 8	CLEVELAND	L	2-3	37-17-2
57.	FEB. 13	KANSAS CITY W (SO)	4-3	38-17-2	
58.	FEB. 14	SAN ANTONIO	SOL	3-4	38-17-3
59.	FEB. 15	KANSAS CITY	L	2-7	38-18-3
60.	FEB. 18	MANITOBA	W	5-4	39-18-3
61.	Feb. 21	at Kansas City	W	3-0	40-18-3
62.	Feb. 28	at Orlando	L	3-4	40-19-3
63.	March 1	at Orlando	W (SO)	4-3	41-19-3
64.	MARCH 7	LONG BEACH	L	0-4	41-20-3
65.	MARCH 8	CLEVELAND	W	4-1	42-20-3
66.	MARCH 13	MILWAUKEE	W	2-1	43-20-3
67.	March 14	at Milwaukee	L	4-5	43-21-3
68.	MARCH 15	QUEBEC	W	5-2	44-21-3
69.	MARCH 17	UTAH	W	6-4	45-21-3
70.	March 19	at Indianapolis	W	5-2	46-21-3
71.	March 21	at Grand RapidsW (SO)	3-2	47-21-3	
72.	MARCH 22	ORLANDO	W	6-5	48-21-3
73.	March 24	at Detroit	W	8-3	49-21-3
74.	March 27	at Milwaukee	W	5-3	50-21-3
75.	MARCH 28	at Milwaukee	L	2-5	50-22-3
76.	March 30	at Utah	L	2-5	50-23-3
77.	April 3	at Fort Wayne	L	4-5	50-24-3
78.	APRIL 4	CINCINNATI	W	6-4	51-24-3

79.	April 8	at Kansas City W (SO)	3-2	52-24-3	
80.	April 10	at Milwaukee	W	5-4	53-24-3
81.	APRIL 11	MICHIGAN	W	8-2	54-24-3
82.	APRIL 12	MILWAUKEE	W	7-5	55-24-3

WESTERN CONFERENCE QUARTERFINAL

No.	Date	Opponent	Result	Score	Record
1.	APRIL 17	MANITOBA	W	5-1	1-0
2.	APRIL 18	MANITOBA	W	4-2	2-0
3.	April 22	at Manitoba	W	1-0	3-0

WESTERN CONFERENCE SEMIFINAL

No.	Date	Opponent	Result	Score	Record
4.	MAY 1	MILWAUKEE	W	3-2	4-0
5.	MAY 2	MILWAUKEE	W	3-2	5-0
6.	May 5	at Milwaukee	L	2-5	5-1
7.	May 7	at Milwaukee W (2OT)	5-4	6-1	
8.	May 9	at Milwaukee	L	4-5	6-2
9.	MAY 11	MILWAUKEE	W	4-3	7-2

WESTERN CONFERENCE FINAL

No.	Date	Opponent	Result	Score	Record
10.	MAY 15	LONG BEACH	W	6-4	8-2
11.	MAY 17	LONG BEACH	W	3-2	9-2
12.	May 20	at Long Beach	W	4-3	10-2
13.	May 22	at Long Beach	L	2-4	10-3
14.	MAY 24	LONG BEACH	L	3-5	10-4
15.	May 26	at Long Beach	W	7-4	11-4

TURNER CUP FINAL

No.	Date	Opponent	Result	Score	Record
16.	MAY 30	DETROIT	W	4-2	12-4
17.	JUNE 2	DETROIT	L	4-5	12-5
18.	June 4	at Detroit	W	4-3	13-5
19.	June 7	at Detroit	L	2-3	13-6
20.	June 9	at Detroit	L	1-3	13-7
21.	JUNE 12	DETROIT	W	3-1	14-7
22.	JUNE 15	DETROIT	W	3-0	15-7

1998-99

Regular Season (49-21-12)

Postseason Overall (6-4)

Western Conference Semifinal (3-0)

Western Conference Final (3-4)

No.	Date	Opponent	Result	Score	Record
1.	OCT. 10	GRAND RAPIDS	W	3-2	1-0-0
2.	OCT. 14	KANSAS CITY	L	3-4	1-1-0
3.	Oct. 17	at Orlando	SOL	2-3	1-1-1
4.	Oct. 18	at Orlando	SOL	3-4	1-1-2
5.	OCT. 20	LONG BEACH	W	6-4	2-1-2
6.	OCT. 23	INDIANAPOLIS	W	2-1	3-1

ALL-TIME RESULTS

39.	JAN. 22	at Milwaukee	L	2-5	21-14-4
40.	JAN. 23	LONG BEACH	W	3-1	22-14-4
41.	JAN. 25	at Milwaukee	SOL	3-4	22-14-5
42.	JAN. 28	at Utah	W	4-1	23-14-5
43.	JAN. 29	at Utah	W	4-2	24-14-5
44.	FEB. 1	MICHIGAN	W	6-0	25-14-5
45.	FEB. 4	LONG BEACH	SOL	3-4	25-14-6
46.	FEB. 6	UTAH	L	3-5	25-15-6
47.	FEB. 9	MANITOBA	W	2-0	26-15-6
48.	FEB. 12	KANSAS CITY	W	4-2	27-15-6
49.	FEB. 13	KANSAS CITY	W (SO)	5-4	28-15-6
50.	FEB. 16	at Cleveland	W	5-2	29-15-6
51.	FEB. 18	UTAH	L	3-4	29-16-6
52.	FEB. 19	UTAH	SOL	3-4	29-16-7
53.	FEB. 20	at Milwaukee	L	3-6	29-17-7
54.	FEB. 23	ORLANDO	L	2-3	29-18-7
55.	FEB. 25	at Manitoba	W	2-0	30-18-7
56.	FEB. 26	at Kansas City	W	3-0	31-18-7
57.	FEB. 28	at Orlando	W	3-2	32-18-7
58.	MARCH 1	at Orlando	W (SO)	1-0	33-18-7
59.	MARCH 4	ORLANDO	W (SO)	5-4	34-18-7
60.	MARCH 5	LONG BEACH	W	5-3	35-18-7
61.	MARCH 8	KANSAS CITY	W	4-3	36-18-7
62.	MARCH 9	at Grand Rapids	W (SO)	2-1	37-18-7
63.	MARCH 11	HOUSTON	W	2-1	38-18-7
64.	MARCH 12	HOUSTON	W	6-2	39-18-7
65.	MARCH 15	UTAH	W	5-4	40-18-7
66.	MARCH 17	at Kansas City	W (SO)	4-3	41-18-7
67.	MARCH 18	KANSAS CITY	L	3-5	41-19-7
68.	MARCH 19	HOUSTON	W	3-2	42-19-7
69.	MARCH 22	at Manitoba	W (SO)	3-2	43-19-7
70.	MARCH 24	MANITOBA	W	6-5	44-19-7
71.	MARCH 25	at Cleveland	W (SO)	4-3	45-19-7
72.	MARCH 26	UTAH	W (SO)	4-3	46-19-7
73.	MARCH 30	at Houston	W (SO)	4-3	47-19-7
74.	MARCH 31	at Kansas City	L	3-4	47-20-7
75.	APRIL 2	at Utah	W (SO)	3-2	48-20-7
76.	APRIL 5	DETROIT	W	4-0	49-20-7
77.	APRIL 7	at Kansas City	W	2-1	50-20-7
78.	APRIL 8	MILWAUKEE	L	2-4	50-21-7
79.	APRIL 9	at Cincinnati	SOL	5-6	50-21-8
80.	APRIL 12	at Milwaukee	W	3-2	51-21-8
81.	APRIL 15	MILWAUKEE	W	3-0	52-21-8
82.	APRIL 16	HOUSTON	W	5-3	53-21-8

WESTERN CONFERENCE SEMIFINAL

No. Date	Opponent	Result	Score	Record
1. APRIL 26	LONG BEACH	W	3-1	1-0
2. APRIL 28	LONG BEACH	W	4-1	2-0
3. May 1	at Long Beach	W	5-1	3-0
4. May 3	at Long Beach	W	4-1	4-0

WESTERN CONFERENCE FINAL

No. Date	Opponent	Result	Score	Record
5. MAY 10	HOUSTON	L	0-5	4-1
6. MAY 14	HOUSTON	L	1-4	4-2
7. May 16	at Houston	W	6-4	5-2
8. May 19	at Houston	W	2-0	6-2
9. MAY 21	HOUSTON	W	4-2	7-2
10. May 23	at Houston	W	3-2	8-2

TURNER CUP FINAL

No. Date	Opponent	Result	Score	Record
----------	----------	--------	-------	--------

11. MAY 26	GRAND RAPIDS	W (OT)	4-3	9-2
12. MAY 28	GRAND RAPIDS	W	4-0	10-2
13. May 30	at Grand Rapids	L	3-5	10-3
14. JUNE 1	at Grand Rapids	W	5-3	11-3
15. JUNE 3	GRAND RAPIDS	L	4-6	11-4
16. June 5	at Grand Rapids	W	3-1	12-4

2000-2001

Regular Season (43-32-2-5)

Postseason Overall (9-7)

Western Conference Semifinal (4-1)

Western Conference Final (4-1)

Turner Cup Final (1-4)

No. Date	Opponent	Result	Score	Record
1. OCT. 7	at Cincinnati	W	8-3	1-0-0
2. OCT. 13	at Milwaukee	L	2-4	1-1-0
3. OCT. 14	GRAND RAPIDS	L	1-3	1-2-0
4. OCT. 18	UTAH	W	7-4	2-2-0
5. OCT. 20	UTAH	W	5-3	3-2-0
6. OCT. 27	at Detroit	L	3-5	3-3-0
7. OCT. 28	CLEVELAND	W	6-5	4-3-0
8. OCT. 29	UTAH	L	1-5	4-4-0
9. Nov. 2	at Detroit	L	5-6	4-5-0
10. Nov. 8	at Houston	L	2-5	4-6-0
11. Nov. 10	at Cincinnati	L	2-4	4-7-0
12. Nov. 11	at Cleveland	SOL	0-1	4-7-1
13. Nov. 17	at Cleveland	W	4-2	5-7-1
14. NOV. 18	MANITOBA	W	3-2	6-7-1
15. NOV. 22	HOUSTON	W	6-3	7-7-1
16. NOV. 24	HOUSTON	SOL	4-5	7-7-2
17. Nov. 26	at Utah	W	3-0	8-7-2
18. Nov. 28	at Utah	W	3-1	9-7-2
19. Nov. 30	at Orlando	W	5-4	10-7-2
20. DEC. 2	HOUSTON	L	2-3	10-8-2
21. Dec. 7	at Houston	L	1-4	10-9-2
22. Dec. 8	at Cleveland	L	0-5	10-10-2
23. DEC. 10	GRAND RAPIDS	L	2-5	10-11-2
24. DEC. 15	CINCINNATI	L	3-4	10-12-2
25. DEC. 16	at Milwaukee	W	3-2	11-12-2
26. Dec. 19	at Kansas City	W	7-5	12-12-2
27. DEC. 20	KANSAS CITY	L	1-3	12-13-2
28. Dec. 22	at Detroit	W	4-2	13-13-2
29. DEC. 23	DETROIT	L	2-8	13-14-2
30. Dec. 26	at Grand Rapids	L	3-6	13-15-2
31. DEC. 27	GRAND RAPIDS	L	2-6	13-16-2
32. DEC. 30	CINCINNATI	L	1-4	13-17-2
33. Dec. 31	at Grand Rapids	L	1-4	13-18-2
34. JAN. 3	MANITOBA	L	5-7	13-19-2
35. JAN. 6	UTAH	L	2-3	13-20-2
36. JAN. 7	KANSAS CITY	OTL	2-3	13-20-3
37. Jan. 10	at Manitoba	W	3-1	14-20-3
38. Jan. 12	at Manitoba	L	1-2	14-21-3
39. JAN. 13	GRAND RAPIDS	W	4-2	15-21-3
40. Jan. 19	at Houston	W (OT)	4-3	16-21-3
41. JAN. 20	CINCINNATI	SOL	4-5	16-21-4
42. JAN. 21	MILWAUKEE	SOL	3-4	16-21-5
43. Jan. 26	at Kansas City	L	2-5	16-22-5
44. Jan. 27	at Kansas City	W	4-1	17-22-5
45. Jan. 31	at Manitoba	W	3-0	18-22-5
46. Feb. 2	at Manitoba	W	4-2	19-22-5
47. FEB. 4	KANSAS CITY	W	3-1	20-22-5
48. Feb. 9	at Milwaukee	W	6-0	21-22-5
49. FEB. 10	HOUSTON	L	3-5	21-23-5

50. FEB. 11	UTAH	L	1-2	21-24-5
51. Feb. 16	at Houston	L	1-3	21-25-5
52. Feb. 17	at Utah	W	5-2	22-25-5
53. Feb. 18	at Utah	SOL	3-4	22-25-6
54. Feb. 21	at Kansas City	W	4-3	23-25-6
55. Feb. 23	at Kansas City	W	3-1	24-25-6
56. FEB. 24	MILWAUKEE	W (OT)	4-3	25-25-6
57. FEB. 25	MANITOBA	W	3-1	26-25-6
58. Feb. 27	at Milwaukee	OTL	5-6	26-25-7
59. FEB. 28	DETROIT	W	6-1	27-25-7
60. MARCH 3	HOUSTON	L	4-5	27-26-7
61. MARCH 4	DETROIT	L	2-3	27-27-7
62. MARCH 7	CLEVELAND	W	3-0	28-27-7
63. March 9	at Grand Rapids	L	3-9	28-28-7
64. March 10	at Grand Rapids	W	4-3	29-28-7
65. MARCH 11	UTAH	W	2-1	30-28-7
66. March 14	at Houston	W	6-2	31-28-7
67. MARCH 17	KANSAS CITY	W	2-0	32-28-7
68. MARCH 18	KANSAS CITY	W	5-2	33-28-7
69. MARCH 21	HOUSTON	W (SO)	2-1	34-28-7
70. MARCH 24	DETROIT	W	6-0	35-28-7
71. MARCH 25	MILWAUKEE	L	1-4	35-29-7
72. March 28	at Houston	L	1-3	35-30-7
73. MARCH 30	ORLANDO	W	3-2	36-30-7
74. March 31	at Detroit	W	3-1	37-30-7
75. April 1	at Orlando	L	2-3	37-31-7
76. APRIL 4	CLEVELAND	W	6-3	38-31-7
77. APRIL 7	ORLANDO	W	5-2	39-31-7
78. APRIL 8	CLEVELAND	W	5-4	40-31-7
79. APRIL 11	MANITOBA	W	6-1	41-31-7
80. April 13	at Milwaukee	W (SO)	2-1	42-31-7
81. April 14	at Manitoba	L	1-3	42-32-7
82. April 15	at Manitoba	W	3-0	43-32-7

WESTERN CONFERENCE SEMIFINAL

No. Date	Opponent	Result	Score	Record
1. APRIL 20	MILWAUKEE	W	4-2	1-0
2. APRIL 21	MILWAUKEE	W	5-1	2-0
3. April 24	at Milwaukee	L	2-3	2-1
4. April 26	at Milwaukee	W	3-2	3-1
5. APRIL 27	MILWAUKEE	W	5-2	4-1

WESTERN CONFERENCE FINAL

No. Date	Opponent	Result	Score	Record
6. MAY 4	MANITOBA	L	1-4	4-2
7. MAY 5	MANITOBA	W	5-0	5-2
8. May 10	at Manitoba	OTL	3-4	5-3
9. May 11	at Manitoba	W	4-1	6-3
10. MAY 13	MANITOBA	W	1-0	7-3
11. May 15	at Manitoba	W	6-4	8-3

TURNER CUP FINAL

No. Date	Opponent	Result	Score	Record
12. May 19	at Orlando	L	2-7	8-4
13. May 20	at Orlando	L	1-5	8-5
14. MAY 23	ORLANDO	W	3-1	9-5
15. MAY 25	ORLANDO	OTL	1-2	9-6
16. May 26	at Orlando	L	1-5	9-7

2001-2002 (Calder Cup Champions)

Regular Season (37-31-7-5)

Postseason Overall (17-8)

Western Conference Qualifying Series (2-1)

ALL-TIME RESULTS

Western Conference Quarterfinal (3-2)				
Western Conference Semifinal (4-3)				
Western Conference Final (4-1)				
Calder Cup Final (4-1)				

No.	Date	Opponent	Result	Score	Record
1.	OCT. 6	UTAH	W	4-2	1-0-0-0
2.	OCT. 10	CINCINNATI	W	3-0	2-0-0-0
3.	OCT. 12	at Houston	W	5-2	3-0-0-0
4.	OCT. 13	HOUSTON	T	2-2	3-0-1-0
5.	Oct. 19	at Grand Rapids	W	4-1	4-0-1-0
6.	OCT. 24	HOUSTON	L	2-6	4-1-1-0
7.	OCT. 26	MILWAUKEE	L	1-2	4-2-1-0
8.	OCT. 27	at Milwaukee	W	5-2	5-2-1-0
9.	Nov. 2	at Norfolk	W	6-3	6-2-1-0
10.	Nov. 3	at Norfolk	L	2-5	6-3-1-0
11.	Nov. 7	at Utah	L	0-4	6-4-1-0
12.	Nov. 9	at Milwaukee	OTL	2-3	6-4-1-1
13.	Nov. 11	at Cincinnati	L	3-5	6-5-1-1
14.	Nov. 13	at Grand Rapids	L	2-3	6-6-1-1
15.	Nov. 16	at Houston	OTL	1-2	6-6-1-2
16.	NOV. 17	PROVIDENCE	OTL	3-4	6-6-1-3
17.	NOV. 21	HOUSTON	W	8-5	7-6-1-3

ALL-TIME RESULTS

58.	FEB. 22	HOUSTON	W (OT)	4-3	28-20-7-3
59.	Feb. 24	at San Antonio	L	2-3	28-21-7-3
60.	FEB. 26	GRAND RAPIDS	L	4-7	28-22-7-3
61.	Feb. 28	at Houston	L	0-2	28-23-7-3
62.	MARCH 1	UTAH	W (OT)	5-4	29-23-7-3
63.	MARCH 2	UTAH	W	5-2	30-23-7-3
64.	March 6	at Houston	W (OT)	3-2	31-23-7-3
65.	March 7	at Houston	OTL	3-4	31-23-7-4
66.	MARCH 8	MILWAUKEE	W	6-4	32-23-7-4
67.	MARCH 12	CINCINNATI	W	5-2	33-23-7-4
68.	March 13	at San Antonio	L	1-8	33-24-7-4
69.	MARCH 15	PHILADELPHIA	W	3-2	34-24-7-4
70.	MARCH 16	GRAND RAPIDS	W	1-0	35-24-7-4
71.	MARCH 21	ROCHESTER	W (OT)	3-2	36-24-7-4
72.	MARCH 22	MANITOBA	W (OT)	3-2	37-24-7-4
73.	MARCH 26	HOUSTON	W	7-4	38-24-7-4
74.	March 28	at Grand Rapids	W	3-1	39-24-7-4
75.	MARCH 29	HERSHEY	T	2-2	39-24-8-4
76.	MARCH 30	CLEVELAND	W	6-2	40-24-8-4
77.	APRIL 2	MILWAUKEE	W (OT)	4-3	41-24-8-4
78.	April 4	at Cincinnati	W	4-2	42-24-8-4
79.	APRIL 5	SAN ANTONIO	W	4-3	43-24-8-4
80.	APRIL 6	SAN ANTONIO	L	4-6	43-25-8-4

WESTERN CONFERENCE QUARTERFINAL

No.	Date	Opponent	Result	Score	Record
1.	APRIL 13	HERSHEY	W	3-2	1-0
2.	APRIL 16	HERSHEY	L	3-5	1-1
3.	APRIL 19	at Hershey	L	1-3	1-2
4.	April 20	at Hershey	W	6-0	2-2
5.	APRIL 22	HERSHEY	W (OT)	3-2	3-2

WESTERN CONFERENCE SEMIFINAL

No.	Date	Opponent	Result	Score	Record
6.	April 28	at Grand Rapids	OTL	3-4	3-3
7.	APRIL 29	at Grand Rapids	L	1-3	3-4
8.	MAY 1	GRAND RAPIDS	L	1-2	3-5
9.	MAY 2	GRAND RAPIDS	L	0-2	3-6

2003-2004

Regular Season (42-26-9-3)

Postseason Overall (6-4)

Western Conference Semifinal (4-0)

Western Conference Final (2-4)

No.	Date	Opponent	Result	Score	Record
1.	OCT. 11	GRAND RAPIDS	OTL	2-3	0-0-0-1
2.	OCT. 16	MANITOBA	W (OT)	4-3	1-0-0-1
3.	OCT. 18	at Utah	W (OT)	3-2	2-0-0-1
4.	OCT. 19	at Utah	W	4-1	3-0-0-1
5.	OCT. 25	TORONTO	W	3-1	4-0-0-1
6.	OCT. 26	TORONTO	W	5-4	5-0-0-1
7.	OCT. 29	CINCINNATI	L	2-3	5-1-0-1
8.	OCT. 31	at Houston	T	2-2	5-1-1-1
9.	NOV. 1	GRAND RAPIDS	W	4-3	6-1-1-1
10.	NOV. 2	SYRACUSE	L	3-4	6-2-1-1
11.	Nov. 7	at Manitoba	W	2-1	7-2-1-1
12.	Nov. 8	at Manitoba	T	3-3	7-2-2-1
13.	Nov. 9	at Hamilton	OTL	4-5	7-2-3-2
14.	Nov. 14	at St. John's	L	3-7	7-3-2-2
15.	Nov. 15	at St. John's	W	4-1	8-3-2-2
16.	Nov. 19	at Cincinnati	W	2-1	9-3-2-2
17.	Nov. 20	at San Antonio	T	2-2	9-3-3-2
18.	Nov. 22	at Houston	W	4-3	10-3-3-2

19.	NOV. 26	GRAND RAPIDS	L	0-3	10-4-3-2
20.	Nov. 28	at Grand Rapids	L	2-3	10-5-3-2
21.	NOV. 29	ST. JOHN'S	W	4-1	11-5-3-2
22.	Dec. 3	at Milwaukee	L	1-4	11-6-3-2
23.	Dec. 5	at San Antonio	W	4-3	12-6-3-2
24.	Dec. 6	at San Antonio	L	1-4	12-7-3-2
25.	Dec. 7	at Houston	L	1-3	12-8-3-2
26.	DEC. 10	MILWAUKEE	L	0-2	12-9-3-2
27.	Dec. 11	at Toronto	L	1-5	12-10-3-2
28.	Dec. 13	at Syracuse	W	3-1	13-10-3-2
29.	Dec. 19	at Milwaukee	L	2-7	13-11-3-2
30.	DEC. 20	MILWAUKEE	L	1-3	13-12-3-2
31.	DEC. 26	MILWAUKEE	W	4-1	14-12-3-2
32.	DEC. 27	UTAH	W	4-0	15-12-3-2
33.	Dec. 28	at Houston	T	3-3	15-12-4-2
34.	Dec. 30	at Houston	T	2-2	15-12-5-2
35.	JAN. 2	GRAND RAPIDS	W	4-1	16-12-5-2
36.	JAN. 3	HOUSTON	W	4-2	17-12-5-2
37.	Jan. 4	at Toronto	L	4-5	17-13-5-2
38.	JAN. 7	UTAH	W	5-0	18-13-5-2
39.	JAN. 10	CINCINNATI	L	3-5	18-14-5-2
40.	JAN. 11	CINCINNATI	W	3-2	19-14-5-2
41.	JAN. 14	ST. JOHN'S	T	3-3	19-14-6-2
42.	Jan. 16	at Grand Rapids	OTL	3-4	19-14-6-3
43.	JAN. 17	MANITOBA	W	5-1	20-14-6-3
44.	JAN. 18	HOUSTON	W	5-2	21-14-6-3
45.	Jan. 23	at Utah	W	2-1	22-14-6-3
46.	Jan. 24	at Utah	W	5-1	23-14-6-3
47.	Jan. 30	at San Antonio	W	4-2	24-14-6-3
48.	Jan. 31	at Cincinnati	W	5-3	25-14-6-3
49.	FEB. 4	SAN ANTONIO	L	3-4	25-15-6-3
50.	FEB. 6	at Grand Rapids	L	2-3	25-16-6-3
51.	FEB. 7	HOUSTON	W	4-2	26-16-6-3
52.	FEB. 11	HOUSTON	T	2-2	26-16-7-3
53.	FEB. 13	at Cincinnati	L	2-3	26-17-7-3
54.	FEB. 14	at Milwaukee	L	1-2	26-18-7-3
55.	Feb. 18	at Milwaukee	W	3-1	27-18-7-3
56.	Feb. 20	at Utah	L	1-4	27-19-7-3
57.	FEB. 21	HOUSTON	W	6-3	28-19-7-3
58.	FEB. 25	UTAH	W	4-1	29-19-7-3
59.	Feb. 27	at Grand Rapids	L	2-4	29-20-7-3
60.	FEB. 28	CINCINNATI	W	2-1	30-20-7-3
61.	FEB. 29	SAN ANTONIO	T	3-3	30-20-8-3
62.	March 5	at Cincinnati	W	4-1	31-20-8-3
63.	MARCH 6	HAMILTON	L	3-5	31-21-8-3
64.	MARCH 7	HAMILTON	W	4-0	32-21-8-3
65.	March 11	at Hamilton	L	3-5	32-22-8-3
66.	MARCH 13	CLEVELAND	W	4-2	33-22-8-3
67.	MARCH 14	UTAH	W	5-1	34-22-8-3
68.	MARCH 17	CINCINNATI	W	5-1	35-22-8-3
69.	March 19	at San Antonio	T	2-2	35-22-9-3
70.	MARCH 20	UTAH	L	2-5	35-23-9-3
71.	March 24	at Cleveland	L	4-7	35-24-9-3
72.	March 26	at Cincinnati	L	3-5	35-25-9-3
73.	MARCH 27	MILWAUKEE	W	4-2	36-25-9-3
74.	MARCH 31	SAN ANTONIO	W	4-1	37-25-9-3
75.	April 2	at Grand Rapids	W	3-0	38-25-9-3
76.	APRIL 3	GRAND RAPIDS	W	2-1	39-25-9-3
77.	APRIL 4	SAN ANTONIO	W	4-2	40-25-9-3
78.	APRIL 7	SAN ANTONIO	W	4-3	41-25-9-3
79.	April 9	at Milwaukee	W	6-3	42-25-9-3
80.	APRIL 10	MILWAUKEE	L	1-3	42-26-9-3

WEST DIVISION SEMIFINAL

No.	Date	Opponent	Result	Score	Record
1.	April 16	at Grand Rapids	W (OT)	4-3	1-0
2.	April 18	at Grand Rapids	W	1-0	2-0
3.	APRIL 21	GRAND RAPIDS	W	4-1	3-0
4.	APRIL 23	GRAND RAPIDS	W	8-2	4-0

WEST DIVISION FINAL

No.	Date	Opponent	Result	Score	Record
5.	May 5	at Milwaukee	L (2OT)	1-2	4-1
6.	May 7	at Milwaukee	L	3-5	4-2
7.	MAY 8	MILWAUKEE	W	3-1	5-2
8.	MAY 10	MILWAUKEE	L	2-5	5-3
9.	May 12	at Milwaukee	W	2-1	6-3
10.	MAY 14	MILWAUKEE	L (2OT)	3-4	6-4

2004-05

Regular Season (49-24-5-2)

Postseason Overall (12-6)

West Division Semifinal (4-0)

Western Division Final (4-1)

Western Conference Final (4-0)

Calder Cup Final (0-4)

No.	Date	Opponent	Result	Score	Record
1.	OCT. 15	at Milwaukee	L	2-4	0-1-0-0
2.	OCT. 16	GRAND RAPIDS	L	1-5	0-2-0-0
3.	OCT. 20	HOUSTON	W (OT)	5-4	1-2-0-0
4.	OCT. 23	MILWAUKEE	W (OT)	3-2	2-2-0-0
5.	OCT. 24	at Houston	OTL	3-4	2-2-1-0
6.	OCT. 27	SAN ANTONIO	W	7-1	3-2-1-0
7.	OCT. 29	at Grand Rapids	W	2-1	4-2-1-0
8.	OCT. 30	CINCINNATI	L	1-4	4-3-1-0
9.	Nov. 5	at Milwaukee	L	3-5	4-4-1-0
10.	Nov. 12	at St. John's	L	1-3	4-5-1-0
11.	Nov. 13	at St. John's	SOL	1-2	4-5-1-1
12.	Nov. 18	at Milwaukee	W	6-2	5-5-1-1
13.	Nov. 19	at Cincinnati	L	3-4	5-6-1-1
14.	NOV. 20	CINCINNATI	W	3-0	6-6-1-1
15.	NOV. 24	HOUSTON	W	3-0	7-6-1-1
16.	Nov. 26	at Grand Rapids	W	3-1	8-6-1-1
17.	NOV. 27	GRAND RAPIDS	OTL	2-3	8-6-2-1
18.	Nov. 28	at San Antonio	W	5-2	9-6-2-1
19.	Nov. 30	at Utah	W	4-2	10-6-2-1
20.	Dec. 1	at Utah	L	3-4	10-7-2-1
21.	Dec. 3	at Hamilton	W (OT)	2-1	11-7-2-1
22.	DEC. 4	MILWAUKEE	L	2-3	11-8-2-1
23.	Dec. 5	at San Antonio	W (SO)	3-2	12-8-2-1
24.	Dec. 7	at San Antonio	W	5-0	13-8-2-1
25.	Dec. 11	at Grand Rapids	W	3-2	14-8-2-1
26.	DEC. 12	UTAH	W	5-3	15-8-2-1
27.	DEC. 15	CINCINNATI	OTL	4-5	15-8-3-1
28.	Dec. 17	at Milwaukee	L	2-7	15-9-3-1
29.	DEC. 18	SAN ANTONIO	W	2-0	16-9-3-1
30.	DEC. 23	GRAND RAPIDS	W	3-1	17-9-3-1
31.	DEC. 26	MILWAUKEE	W	6-2	18-9-3-1
32.	DEC. 29	SAN ANTONIO	W	3-2	19-9-3-1
33.	Dec. 31	at Manitoba	W	4-3	20-9-3-1
34.	Jan. 1	at Manitoba	L	0-6	20-10-3-1
35.	Jan. 7	at Milwaukee	L	2-3	20-11-3-1
36.	JAN. 8	SAN ANTONIO	W	2-1	21-11-3-1
37.	JAN. 9	SAN ANTONIO	OTL	1-2	21-11-4-1
38.	JAN. 11	HAMILTON	W	4-2	22-11-4-1
39.	JAN. 14	MILWAUKEE	L	2-5	22-12-4-1

40.	JAN. 15	ST. JOHN'S	W	4-1	23-12-4-1
41.	JAN. 19	HAMILTON	L	3-6	23-13-4-1
42.	Jan. 21	at Grand Rapids	L	3-6	23-14-4-1
43.	Jan. 22	at Cincinnati	L	1-6	23-15-4-1
44.	JAN. 23	CINCINNATI	W (OT)	3-2	24-15-4-1
45.	Jan. 26	at Utah	W	5-1	25-15-4-1
46.	Jan. 28	at San Antonio	W	3-1	26-15-4-1
47.	Jan. 29	at Houston	L	2-3	26-16-4-1
48.	FEB. 2	HOUSTON	W (OT)	3-2	27-16-4-1
49.	FEB. 4	CLEVELAND	L	2-3	27-17-4-1
50.	FEB. 5	at Cleveland	L	1-2	27-18-4-1
51.	FEB. 9	UTAH	W	3-2	28-18-4-1
52.	FEB. 11	MILWAUKEE	W (SO)	5-4	29-18-4-1
53.	FEB. 12	HOUSTON	SOL	4-5	29-18-4-2
54.	Feb. 18	at Houston	L	4-5	29-19-4-2
55.	Feb. 19	at Houston	W	2-1	30-19-4-2
56.	FEB. 23	SYRACUSE	W	6-4	31-19-4-2
57.	FEB. 26	UTAH	W	5-1	32-19-4-2
58.	FEB. 27	ST. JOHN'S	W	5-2	33-19-4-2
59.	MARCH 2	UTAH	W (SO)	4-3	34-19-4-2
60.	March 4	at Cincinnati	W	2-1	35-19-4-2
61.	MARCH 5	GRAND RAPIDS	OTL	2-3	35-19-5-2
62.	MARCH 9	HOUSTON	W	3-1	36-19-5-2
63.	March 11	at Hamilton	W	4-3	37-19-5-2
64.	MARCH 12	MANITOBA	W	1-0	38-19-5-2
65.	MARCH 13	MANITOBA	W	5-2	39-19-5-2
66.	MARCH 16	EDMONTON	W (SO)	3-2	40-19-5-2
67.	March 18	at Cincinnati	W	3-2	41-19-5-2
68.	MARCH 19	GRAND RAPIDS	L	3-4	41-20-5-2
69.	March 23	at Syracuse	W	7-6	42-20-5-2
70.	March 25	at Utah	W	4-1	43-20-5-2
71.	March 26	at Utah	W	3-2	44-20-5-2
72.	March 30	at Edmonton	L	1-4	44-21-5-2
73.	March 31	at Edmonton	W	3-2	45-21-5-2
74.	April 2	at Cincinnati	L	1-3	45-22-5-2
75.	APRIL 3	EDMONTON	W	4-2	46-22-5-2
76.	APRIL 6	CINCINNATI	W	3-2	47-22-5-2
77.	April 9	at Milwaukee	W	2-0	48-22-5-2
78.	April 14	at San Antonio	L	0-2	48-23-5-2
79.	April 15	at Houston	L	2-5	48-24-5-2

ALL-TIME RESULTS

26. Dec. 9	at W-B/Scranton	L	3-5	18-71-0
27. Dec. 12	at Iowa	W	7-3	19-71-0
28. DEC. 15	OMAHA	W	9-1	20-71-0
29. DEC. 16	MILWAUKEE	SOL	2-3	20-71-1
30. Dec. 21	at San Antonio	W	4-3	21-71-1
31. Dec. 22	at Houston	W	7-5	22-71-1
32. DEC. 23	SAN ANTONIO	W (OT)	2-1	23-71-1
33. Dec. 26	at Milwaukee	W (OT)	5-4	24-71-1
34. DEC. 27	HOUSTON	SOL	3-4	24-71-2
35. Dec. 29	at Peoria	W	6-3	25-71-2
36. DEC. 30	ROCHESTER	L	3-5	25-81-2
37. JAN. 3	HOUSTON	L	3-5	25-91-2
38. Jan. 5	at Omaha	W	5-1	26-91-2
39. Jan. 6	at Milwaukee	L	2-4	26-101-2
40. JAN. 9	PEORIA	L	1-2	26-111-2
41. JAN. 12	W-B/SCRANTON	L	0-1	26-121-2
42. JAN. 13	HAMILTON	L	3-6	26-131-2
43. JAN. 17	TORONTO	L	4-5	26-141-2
44. Jan. 19	at Peoria	W	6-1	27-141-2
45. JAN. 20	SAN ANTONIO	W	7-2	28-141-2
46. JAN. 21	TORONTO	SOL	3-4	28-141-3
47. Jan. 23	at Iowa	SOL	2-3	28-141-4
48. Jan. 26	at Omaha	W	5-0	29-141-4
49. Jan. 27	at Iowa	W	7-3	30-141-4
50. Feb. 2	at Manitoba	W (OT)	3-2	31-141-4
51. Feb. 3	at Manitoba	L	3-4	31-151-4
52. Feb. 5	at Toronto	W	8-1	32-151-4
53. Feb. 7	at Hamilton	W (OT)	4-3	33-151-4
54. Feb. 9	at Hamilton	W (OT)	5-6	33-151-4
55. Feb. 10	at Toronto	SOL	2-3	33-151-5
56. FEB. 11	SYRACUSE	W	6-2	34-151-5
57. Feb. 17	at Houston	L	1-4	34-161-5
58. Feb. 18	at Houston	W	8-0	35-161-5
59. Feb. 23	at San Antonio	L	2-4	35-171-5
60. FEB. 24	OMAHA	L	0-2	35-181-5
61. FEB. 25	OMAHA	L	2-4	35-191-5
62. MARCH 3	HAMILTON	L	3-6	35-201-5
63. MARCH 4	SAN ANTONIO	W	3-2	36-201-5
64. MARCH 7	HOUSTON	W	4-1	37-201-5
No. Date	Opponent	Result	Score	Record
65. MARCH 10	MILWAUKEE	L	4-6	37-211-5
66. MARCH 11	PEORIA	W	4-2	38-211-5
67. MARCH 14	PEORIA	W	4-3	39-211-5
68. March 16	at Omaha	W (OT)	5-4	40-211-5
69. MARCH 17	MILWAUKEE	L	4-5	40-221-5
70. March 23	at Iowa	L	2-3	40-231-5
71. March 24	at Peoria	SOL	3-4	40-231-6
72. MARCH 25	PEORIA	W	6-1	41-231-6
73. MARCH 28	MANITOBA	W	5-2	42-231-6
74. MARCH 30	MILWAUKEE	L	1-5	42-241-6
75. March 31	at Grand Rapids	OTL	1-2	42-241-6
76. April 6	at Milwaukee	W	5-4	43-241-6
77. APRIL 7	GRAND RAPIDS	W	5-3	44-241-6
78. April 13	at Milwaukee	W (SO)	4-3	45-241-6
79. APRIL 14	IOWA	W	5-0	46-241-6
80. April 15	OMAHA	L	2-4	46-251-6

WEST DIVISION SEMIFINAL				
No. Date	Opponent	Result	Score	Record
1. APRIL 20	MILWAUKEE	W	3-2	1-0
2. APRIL 22	MILWAUKEE	W	4-1	2-0
3. April 24	at Milwaukee	W	3-2	3-0
4. April 25	at Milwaukee	W (OT)	3-2	4-0

WEST DIVISION FINAL				
No. Date	Opponent	Result	Score	Record
5. MAY 2	IOWA	W	7-0	5-0
6. MAY 4	IOWA	L	4-5	5-1
7. May 6	at Iowa	W	5-3	6-1
8. May 8	at Iowa	W	6-1	7-1
9. May 10	at Iowa	L	1-5	7-2
10. MAY 12	IOWA	W	5-1	8-2

WESTERN CONFERENCE FINAL				
No. Date	Opponent	Result	Score	Record
11. MAY 18	HAMILTON	L (2OT)	5-6	8-3
12. MAY 20	HAMILTON	OTL	2-3	8-4
13. MAY 23	at Hamilton	L	1-2	8-5
14. May 25	at Hamilton	W	1-0	9-5
15. May 26	at Hamilton	L	1-3	9-6

2007-08				
Regular Season (53-22-2-3)				
Postseason Overall (16-8)				
West Division Semifinal (4-2)				
Western Division Final (4-3)				
Western Conference Final (4-1)				
Calder Cup Final (4-2)				

No. Date	Opponent	Result	Score	Record
1. Oct. 6	at Houston	W	4-2	1-0-0-0
2. OCT. 13	MILWAUKEE	W (OT)	2-1	2-0-0-0
3. OCT. 19	ROCKFORD	W (OT)	5-4	3-0-0-0
4. Oct. 21	at Peoria	W	4-2	4-0-0-0
5. OCT. 24	SAN ANTONIO	W (SO)	4-3	5-0-0-0
6. OCT. 26	SAN ANTONIO	W	4-1	6-0-0-0
7. Oct. 27	at Milwaukee	OTL	0-1	6-0-1-0
8. Nov. 2	at Quad City	W	7-1	7-0-1-0
9. Nov. 7	at Quad City	W	2-1	8-0-1-0
10. Nov. 9	at Syracuse	W	5-2	9-0-1-0
11. Nov. 10	at Hamilton	W	4-3	10-0-1-0
12. Nov. 11	at Rochester	W (SO)	2-1	11-0-1-0
13. Nov. 16	at Iowa	W	7-5	12-0-1-0
14. NOV. 17	HOUSTON	W	4-0	13-0-1-0
15. NOV. 18	SAN ANTONIO	L	0-4	13-11-0
16. NOV. 21	PEORIA	W	2-1	14-11-0
17. Nov. 23	at Peoria	L	3-7	14-21-0
18. NOV. 24	ROCKFORD	W	8-3	15-21-0
19. NOV. 27	QUAD CITY	W	4-1	16-21-0
20. NOV. 29	PEORIA	W (OT)	4-3	17-21-0
21. DEC. 1	IOWA	L	2-3	17-31-0
22. DEC. 4	SYRACUSE	L	2-3	17-41-0
23. Dec. 7	at Providence	L	3-4	17-51-0
24. Dec. 8	at Manchester	L	4-7	17-61-0
25. DEC. 13	ROCHESTER	W	5-3	18-61-0
26. Dec. 14	at Peoria	L	1-4	18-71-0
27. Dec. 15	at Iowa	W	10-2	19-71-0
28. DEC. 19	PEORIA	W	7-4	20-71-0
29. Dec. 22	at Grand Rapids	W (OT)	4-3	21-71-0
30. DEC. 27	ROCKFORD	W (OT)	4-3	22-71-0
31. Dec. 28	at Milwaukee	W	4-3	23-71-0
32. DEC. 29	QUAD CITY	L	2-5	23-81-0
33. JAN. 2	MILWAUKEE	W	4-1	24-81-0
34. JAN. 4	at Rockford	L	4-5	24-91-0
35. Jan. 5	at Milwaukee	W	6-3	25-91-0
36. JAN. 9	IOWA	W	6-4	26-91-0
37. Jan. 11	at Quad City	W	6-2	27-91-0

WEST DIVISION SEMIFINAL				
No. Date	Opponent	Result	Score	Record
1. APRIL 16	MILWAUKEE	OTL	3-4	0-1
2. APRIL 18	MILWAUKEE	W	2-1	1-1
3. April 20	at Milwaukee	W (OT)	4-3	2-1
4. April 23	at Milwaukee	L	0-2	2-2
5. APRIL 24	MILWAUKEE	W	4-1	3-2
6. April 26	at Milwaukee	W	3-0	4-2

WEST DIVISION FINAL				
No. Date	Opponent	Result	Score	Record
7. MAY 1	ROCKFORD	W	4-1	5-2
8. MAY 3	ROCKFORD	W	7-3	6-2
9. May 4	at Rockford	L	1-3	6-3
10. May 7	at Rockford	L	2-3	6-4
11. MAY 9	ROCKFORD	L	1-5	6-5
12. May 11	at Rockford	W	4-3	7-5
13. MAY 13	ROCKFORD	W	4-1	8-5

38. JAN. 12	TORONTO	W	5-4	28-91-0
39. JAN. 16	MILWAUKEE	L	0-4	28-101-0
40. Jan. 18	at Quad City	W	3-2	29-101-0
41. JAN. 19	MANCHESTER	W	5-2	30-101-0
42. JAN. 20	GRAND RAPIDS	L	2-5	30-111-0
43. Jan. 25	at Rockford	L	3-4	30-121-0
44. Jan. 26	at Grand Rapids	W	5-3	31-121-0
45. Feb. 1	at Milwaukee	L	4-5	31-131-0
46. FEB. 2	ROCKFORD	W	4-2	32-131-0
47. Feb. 8	at Iowa	W	3-0	33-131-0
48. FEB. 9	MILWAUKEE	W	3-1	34-131-0
49. FEB. 10	MANITOBA	W	2-0	35-131-0
50. FEB. 13	HOUSTON	W	6-1	36-131-0
51. Feb. 14	at Milwaukee	W (OT)	3-2	37-131-0
52. Feb. 16	at Rockford	W	4-1	38-131-0
53. FEB. 20	MANITOBA	OTL	1-2	38-131-0
54. Feb. 22	at Iowa	W	3-1	39-131-0
55. FEB. 24	IOWA	W	3-1	40-131-0
56. Feb. 27	at San Antonio	W	5-1	41-131-0
57. Feb. 29	at San Antonio	SOL	2-3	41-131-1
58. MARCH 1	MILWAUKEE	L	4-6	41-141-1
59. MARCH 2	PROVIDENCE	W	4-1	42-141-1
60. MARCH 7	IOWA	SOL	3-4	42-141-2
61. MARCH 8	QUAD CITY	W	5-3	43-141-2
62. March 9	at Peoria	W	2-1	44-141-2
63. MARCH 12	HAMILTON	W	3-2	45-141-2
64. MARCH 14	LAKE ERIE	W	6-3	46-141-2
65. MARCH 15	PEORIA	L	3-5	46-151-2
66. March 18	at Lake Erie	L	5-7	46-161-2
67. March 20	at Houston	L	0-1	46-171-2
68. March 21	at Houston	L	4-5	46-181-2
69. March 22	at San Antonio	W	3-1	47-181-2
70. March 28	at Rockford	SOL	2-3	47-181-3
71. MARCH 29	HOUSTON	L	3-4	47-191-3
72. MARCH 30	GRAND RAPIDS	W	6-4	48-191-3
73. April 1	at Manitoba	W	5-4	49-191-3
74. April 2	at Manitoba	L	1-4	49-201-3
75. April 5	at Peoria	W	6-4	50-201-3
76. APRIL 6	QUAD CITY	W	3-0	51-201-3
77. April 9	at Toronto	L	3-8	51-211-3
78. April 11	at Rockford	L	2-3	51-221-3
79. APRIL 12	ROCKFORD	W	7-1	52-221-3
80. APRIL 13	PEORIA	W	5-3	53-221-3

WEST DIVISION SEMIFINAL				
No. Date	Opponent	Result	Score	Record
1. APRIL 16	MILWAUKEE	OTL	3-4	0-1
2. APRIL 18	MILWAUKEE	W	2-1	1-1
3. April 20	at Milwaukee	W (OT)	4-3	2-1
4. April 23	at Milwaukee	L	0-2	2-2
5. APRIL 24	MILWAUKEE	W	4-1	3-2
6. April 26	at Milwaukee	W	3-0	4-2

WEST DIVISION FINAL				
No. Date	Opponent	Result	Score	Record
7. MAY 1	ROCKFORD	W	4-1	5-2
8. MAY 3	ROCKFORD	W	7-3	6-2
9. May 4	at Rockford	L	1-3	6-3
10. May 7	at Rockford	L	2-3	6-4
11. MAY 9	ROCKFORD	L	1-5	6-5
12. May 11	at Rockford	W	4-3	7-5
13. MAY 13	ROCKFORD	W	4-1	8-5

ALL-TIME RESULTS

WESTERN CONFERENCE FINAL				
No. Date	Opponent	Result	Score	Record
14. MAY 16	TORONTO	W	4-1	9-5
15. MAY 18	TORONTO	W	5-0	10-5
16. May 20	at Toronto	W	4-1	11-5
17. May 21	at Toronto	L	1-6	11-6
18. MAY 23	TORONTO	W	4-2	12-6

CALDER CUP FINAL				
No. Date	Opponent	Result	Score	Record
19. MAY 29	W-B/SCRANTON	W	5-4	13-6
20. JUNE 1	W-B/SCRANTON	L	4-2	14-6
21. June 4	at W-B/Scranton	W	6-1	15-6
22. June 6	at W-B/Scranton	L	2-3	15-7
23. June 7	at W-B/Scranton	L	1-5	15-8
24. JUNE 10	W-B/SCRANTON	W	5-2	16-8

2008-09					
Regular Season (38-37-3-2)					
No.	Date	Opponent	Result	Score	Record
1.	Oct. 11	at Houston	OTL	1-2	0-0-1-0
2.	Oct. 15	at San Antonio	L	1-2	0-11-0
3.	Oct. 17	at Quad City	W	1-0	1-11-0
4.	OCT. 18	PEORIA	W	3-2	2-11-0
5.	OCT. 21	SAN ANTONIO	W	3-1	3-11-0
6.	OCT. 25	at Milwaukee	W	5-3	4-11-0
7.	OCT. 26	ROCKFORD	SOL	2-3	4-11-1
8.	OCT. 29	PROVIDENCE	W	6-0	5-11-1
9.	Oct. 31	at Iowa	L	1-2	5-21-1
10.	Nov. 1	at Iowa	W	3-1	6-21-1
11.	NOV. 2	SYRACUSE	W	2-1	7-21-1
12.	Nov. 7	at Providence	W	4-1	8-21-1
13.	Nov. 9	at Manchester W (SO)	3-2	9-21-1	
14.	Nov. 14	at Rochester W (SO)	3-2	10-21-1	
15.	Nov. 15	at Syracuse	L	2-4	10-31-1
16.	Nov. 19	at Lake Erie	W	5-4	11-31-1
17.	Nov. 21	at Quad City	L	1-2	11-41-1

ALL-TIME RESULTS

No.	Date	Opponent	Result	Score	Record
1.	APRIL 14	MILWAUKEE	W	6-5	1-0
2.	APRIL 16	MILWAUKEE	W	3-0	2-0
3.	April 17	at Milwaukee	L	0-6	2-1
4.	April 19	at Milwaukee	W	1-0	3-1
5.	APRIL 21	MILWAUKEE	L	4-5	3-2
6.	April 23	at Milwaukee	OTL	4-5	3-3
7.	APRIL 26	MILWAUKEE	W	2-1	4-3

WEST DIVISION FINAL

No.	Date	Opponent	Result	Score	Record
8.	APRIL 30	TEXAS	OTL	3-4	4-4
9.	MAY 2	TEXAS	W (2OT)	4-3	5-4
10.	May 4	at Texas	W	5-3	6-4
11.	May 5	at Texas	L	2-3	6-5
12.	May 7	at Texas	L	3-5	6-6
13.	MAY 9	TEXAS	W	2-0	7-6
14.	MAY 11	TEXAS	OTL	5-6	7-7

2010-11

Regular Season (39-30-5-6)

No.	Date	Opponent	Result	Score	Record
1.	Oct. 8	at San Antonio	L	3-6	0-1-0-0
2.	Oct. 10	at Oklahoma City	W	2-1	1-1-0-0
3.	Oct. 15	at Milwaukee	W (OT)	3-2	2-1-0-0
4.	Oct. 16	MILWAUKEE	W (SO)	3-2	3-1-0-0
5.	OCT. 20	ABBOTSFORD	L	0-3	3-2-0-0
6.	Oct. 23	at Rockford	OTL	3-4	3-2-1-0
7.	OCT. 24	MILWAUKEE	W	4-3	4-2-1-0
8.	OCT. 27	OKLAHOMA CITY	L	1-4	4-3-1-0
9.	OCT. 28	TEXAS	L	3-4	4-4-1-0
10.	OCT. 30	ROCKFORD	W	3-2	5-4-1-0
11.	Nov. 5	at Lake Erie	W (OT)	6-5	6-4-1-0
12.	Nov. 6	at Grand Rapids	L	2-4	6-5-1-0
13.	Nov. 7	at Milwaukee	L	1-4	6-6-1-0
14.	Nov. 10	at Texas	L	2-3	6-7-1-0
15.	Nov. 12	at Oklahoma City	L	2-6	6-8-1-0
16.	Nov. 14	at San Antonio	L	2-5	6-9-1-0
17.	Nov. 16	at Texas	L	2-8	6-10-1-0
18.	Nov. 17	at Houston	L	2-3	6-11-1-0
19.	NOV. 20	HOUSTON	W	5-2	7-11-1-0
20.	NOV. 21	LAKE ERIE	W	5-2	8-11-1-0
21.	NOV. 23	LAKE ERIE	W	6-3	9-11-1-0
22.	Nov. 26	at Peoria	W (OT)	3-2	10-11-1-0

42.	JAN. 9	TORONTO	SOL	3-4	21-17-2-2
43.	JAN. 12	TEXAS	L	2-4	21-18-2-2
44.	JAN. 14	HOUSTON	SOL	3-4	21-18-2-3
45.	JAN. 15	ROCKFORD	L	0-1	21-19-2-3
46.	JAN. 16	SAN ANTONIO	W	5-2	22-19-2-3
47.	Jan. 21	at Grand Rapids	W	4-1	23-19-2-3
48.	Jan. 22	at Grand Rapids	W	5-3	24-19-2-3
49.	JAN. 23	OKLAHOMA CITY	L	1-2	24-20-2-3

2011-12

Regular Season (42-27-4-3)

Postseason Overall (2-3)

Western Conference Quarterfinal (2-3)

No.	Date	Opponent	Result	Score	Record
1.	Oct. 8	at San Antonio	SOL	2-3	0-0-0-1
2.	Oct. 9	at Houston	L	1-4	0-1-0-1
3.	Oct. 14	at Milwaukee	L	2-4	0-2-0-1
4.	OCT. 15	MILWAUKEE	SOL	2-3	0-2-0-2
5.	OCT. 21	ROCKFORD	W	2-0	1-2-0-2
6.	Oct. 22	at Rockford	W	4-1	2-2-0-2
7.	Oct. 23	at Peoria	L	2-5	2-3-0-2
8.	OCT. 28	MILWAUKEE	L	1-2	2-4-0-2
9.	OCT. 29	TEXAS	W	2-1	3-4-0-2
10.	Nov. 3	at Peoria	L	2-3	3-5-0-2
11.	Nov. 4	at Peoria	W	2-1	4-5-0-2
12.	Nov. 8	at Hamilton	W	4-1	5-5-0-2
13.	Nov. 12	at Milwaukee	W	6-3	6-5-0-2
14.	Nov. 18	at Milwaukee	W	6-3	7-5-0-2
15.	NOV. 19	SAN ANTONIO	L	3-4	7-6-0-2
16.	Nov. 23	at Texas	W	3-2	8-6-0-2
17.	NOV. 26	PEORIA	W	5-3	9-6-0-2
18.	NOV. 27	PEORIA	L	0-4	9-7-0-2

Dec. 2	ABBOTSFORD	SOL	2-3	9-7-0-3
Dec. 3	at Grand Rapids	OTL	4-5	9-7-1-3
Dec. 4	ABBOTSFORD	L	1-3	9-8-1-3
Dec. 9	at Rockford	L	3-6	9-9-1-3
Dec. 10	MILWAUKEE	W	4-2	10-9-1-3
Dec. 11	GRAND RAPIDS	W	3-1	11-9-1-3
Dec. 15	at Charlotte	W	2-1	12-9-1-3
Dec. 16	at Charlotte	L	2-4	12-10-1-3

WESTERN CONFERENCE QUARTERFINAL

No.	Date	Opponent	Result	Score	Record
1.	April 19	at San Antonio	OTL	4-5	0-1
2.	April 21	at San Antonio	L	3-4	0-2

ALL-TIME RESULTS

3.	APRIL 24	SAN ANTONIO	W	3-2	1-2
4.	APRIL 25	SAN ANTONIO	W	3-1	2-2
5.	APRIL 27	SAN ANTONIO	L (2OT)	2-3	2-3

2012-13

Regular Season (37-50-5-4)

No.	Date	Opponent	Result	Score	Record
1.	OCT. 13	ROCKFORD	W (SO)	1-0	1-0-0-0
2.	OCT. 14	ROCKFORD	W	5-3	2-0-0-0
3.	OCT. 17	PEORIA	W (OT)	2-1	3-0-0-0
4.	Oct. 19	at Abbotsford	W (SO)	3-2	4-0-0-0
5.	OCT. 20	at Abbotsford	L	1-4	4-1-0-0
6.	Oct. 26	at Peoria	L	1-4	4-2-0-0
7.	OCT. 27	SAN ANTONIO	W	6-5	5-2-0-0
8.	OCT. 28	GRAND RAPIDS	OTL	2-3	5-2-1-0
9.	Nov. 2	at Rockford	W	6-3	6-2-1-0
10.	Nov. 4	at Charlotte	L	1-4	6-3-1-0
11.	Nov. 6	at Charlotte	W	2-1	7-3-1-0
12.	Nov. 9	at Milwaukee	L	4-7	7-4-1-0
13.	Nov. 16	at Peoria	OTL	2-3	7-4-2-0
14.	NOV. 17	PEORIA	L	2-3	7-5-2-0
15.	NOV. 20	MILWAUKEE	W	5-3	8-5-2-0
16.	Nov. 23	at Grand Rapids	L	3-4	8-6-2-0
17.	NOV. 24	MILWAUKEE	SOL	3-4	8-6-2-1
18.	NOV. 28	ROCKFORD	L	2-4	8-7-2-1
19.	Nov. 30	at Milwaukee	L	2-3	8-8-2-1
20.	DEC. 1	PEORIA	W	3-1	9-8-2-1
21.	DEC. 7	GRAND RAPIDS	L	0-3	9-9-2-1
22.	Dec. 8	at Rockford	W	2-1	10-9-2-1
23.	DEC. 13	HAMILTON	W	4-3	11-9-2-1
24.	Dec. 15	at Lake Erie	W	3-2	12-9-2-1
25.	DEC. 19	ABBOTSFORD	W	1-0	13-9-2-1
26.	Dec. 22	at Grand Rapids	OTL	1-2	13-9-3-1
27.	Dec. 27	at Rockford	L	2-3	13-10-3-1
28.	DEC. 29	ABBOTSFORD	L	2-3	13-11-3-1
29.	DEC. 30	ABBOTSFORD	W	3-2	14-11-3-1
30.	Jan. 3	at Milwaukee	L	3-4	1

ALL-TIME RESULTS

3.	OCT. 17	LAKE ERIE	W	4-0	2-0-1-0
4.	OCT. 18	LAKE ERIE	W	7-2	3-0-1-0
5.	OCT. 24	MILWAUKEE	OTL	2-3	3-0-2-0
6.	OCT. 25	at Rockford	L	3-4	3-1-2-0
7.	OCT. 31	at Grand Rapids	W (OT)	6-5	4-1-2-0
8.	NOV. 1	MILWAUKEE	W	5-1	5-1-2-0
9.	Nov. 2	at Milwaukee	L	1-4	5-2-2-0
10.	Nov. 5	at Grand Rapids	W	3-1	6-2-2-0
11.	Nov. 8	at Iowa	W	4-2	7-2-2-0
12.	Nov. 9	at Iowa	W	5-1	8-2-2-0
13.	Nov. 12	at Utica	W	3-0	9-2-2-0
14.	Nov. 14	at Utica	L	3-4	9-3-2-0
15.	Nov. 15	at Rochester	W	7-4	10-3-2-0
16.	Nov. 18	at Adirondack	L	0-3	10-4-2-0
17.	Nov. 21	at Milwaukee	OTL	2-3	10-4-3-0
18.	NOV. 22	IOWA	W	3-2	11-4-3-0
19.	NOV. 23	ROCKFORD	L	0-3	11-5-3-0
20.	Nov. 26	at Milwaukee	OTL	1-4	11-6-3-0
21.	Nov. 28	at Rockford	W (OT)	4-3	12-6-3-0
22.	NOV. 29	ROCKFORD	W	2-1	13-6-3-0

23.	Dec. 3	at Lake Erie	L	2-3	13-7-3-0
24.	Dec. 5	at Lake Erie	L	1-2	13-8-3-0
25.	Dec. 7	at San Antonio	L	1-2	13-9-3-0
26.	Dec. 9	at San Antonio	W	6-2	14-9-3-0
27.	DEC. 17	ADIRONDACK	L	1-4	14-10-3-0
28.	DEC. 20	IOWA	L	1-5	14-11-3-0
29.	Dec. 21	at Iowa	W	5-1	15-11-3-0
30.	DEC. 22	GRAND RAPIDS	W	5-3	16-11-3-0
31.	Dec. 26	at Milwaukee	W	6-2	17-11-3-0
32.	Dec. 28	at Rockford	L	2-4	17-12-3-0
33.	DEC. 30	GRAND RAPIDS	OTL	1-2	17-12-4-0
34.	JAN. 2	HAMILTON	W (OT)	3-2	18-12-4-0
35.	JAN. 3	ROCKFORD	L	0-3	18-13-4-0
36.	Jan. 10	at Grand Rapids	L	1-5	18-14-4-0
37.	Jan. 13	at Iowa	W	3-0	19-14-4-0
38.	JAN. 16	LAKE ERIE	L	1-5	19-15-4-0
39.	JAN. 17	ROCKFORD	SOL	2-3	19-15-4-1
40.	Jan. 19	at Rockford	W	4-1	20-15-4-1
41.	Jan. 21	at Grand Rapids	W	4-2	21-15-4-1
42.	Jan. 23	at Texas	L	2-3	21-16-4-1
43.	Jan. 24	at Texas	L	4-5	21-17-4-1
44.	Jan. 30	at Rockford	OTL	2-3	21-17-5-1
45.	JAN. 31	ROCKFORD	W	4-1	22-17-5-1
46.	FEB. 3	ROCHESTER	L	2-3	22-18-5-1

47.	Feb. 6	at Charlotte	W	4-1	23-18-5-1
48.	Feb. 7	at Charlotte	W	4-1	24-18-5-1
49.	FEB. 11	MILWAUKEE	W (OT)	3-2	25-18-5-1
50.	FEB. 13	OKLAHOMA CITY	W	1-0	26-18-5-1
51.	FEB. 15	GRAND RAPIDS	L	1-5	26-19-5-1
52.	FEB. 21	SAN ANTONIO	W (SO)	3-2	27-19-5-1
53.	FEB. 22	SAN ANTONIO	L	2-5	27-20-5-1
54.	FEB. 28	GRAND RAPIDS	L	0-5	27-21-5-1
55.	MARCH 1	MILWAUKEE	W	4-1	28-21-5-1
56.	March 6	at Lake Erie	OTL	3-4	28-21-6-1
57.	March 8	at Lake Erie	L	0-1	28-22-6-1
58.	MARCH 11	UTICA	W (OT)	2-1	29-22-6-1
59.	MARCH 14	UTICA	L	0-4	29-23-6-1
60.	MARCH 15	ROCKFORD	L	3-4	29-24-6-1
61.	MARCH 19	TEXAS	L	0-3	29-25-6-1
62.	March 21	at Oklahoma City	W (OT)	2-1	30-25-6-1
63.	March 22	at Oklahoma City	W	4-1	31-25-6-1
64.	March 27	at Milwaukee	W	8-4	32-25-6-1
65.	MARCH 28	MILWAUKEE	W (OT)	3-2	33-25-6-1

66.	MARCH 29	IOWA	W	3-2	34-25-6-1
67.	April 1	at Toronto	W	2-1	35-25-6-1
68.	April 2	at Hamilton	W	4-2	36-25-6-1
69.	APRIL 4	TEXAS	L	2-6	36-26-6-1
70.	APRIL 7	LAKE ERIE	W	7-3	37-26-6-1
71.	April 10	at Milwaukee	W	4-1	38-26-6-1
72.	APRIL 11	OKLAHOMA CITY	L	0-5	38-27-6-1
73.	APRIL 12	IOWA	W	1-0	39-27-6-1
74.	April 17	at Rockford	L	3-4	39-28-6-1
75.	APRIL 18	MILWAUKEE	W (SO)	4-3	40-28-6-1
76.	APRIL 19	TORONTO	L	2-5	40-29-6-1

WESTERN CONFERENCE QUARTERFINAL

No. Date	Opponent	Result	Score	Record
1.	APRIL 22	UTICA	L (2OT)	2-3 0-1
2.	APRIL 24	UTICA	W	2-1 1-1
3.	April 29	at Utica	OTL	1-2 1-2
4.	May 1	at Utica	W (OT)	4-3 2-2
5.	May 2	at Utica	L	2-4 2-3

2015-16

Regular Season (33-35-5-3)

No. Date	Opponent	Result	Score	Record
1.	OCT. 10	MILWAUKEE	W	5-1 1-0-0-0
2.	OCT. 16	TEXAS	L	3-7 1-1-0-0
3.	OCT. 17	CHARLOTTE	W	9-5 2-1-0-0
4.	OCT. 23	at Rockford	SOL	3-4 2-1-0-1
5.	OCT. 25	CHARLOTTE	W	3-0 3-1-0-1
6.	OCT. 30	MANITOBA	W	3-1 4-1-0-1
7.	NOV. 1	MANITOBA	W	2-0 5-1-0-1
8.	Nov. 6	at San Antonio	W (OT)	4-3 6-1-0-1
9.	Nov. 8	at San Antonio	W (OT)	4-3 7-1-0-1
10.	Nov. 12	at Manitoba	W	5-3 8-1-0-1
11.	Nov. 13	at Manitoba	OTL	2-3 8-1-1-1
12.	Nov. 18	at Milwaukee	L	3-5 8-2-1-1
13.	NOV. 21	GRAND RAPIDS	L	1-2 8-3-1-1
14.	NOV. 22	IOWA	W	2-1 9-3-1-1
15.	Nov. 27	at Rockford	L	1-3 9-4-1-1
16.	NOV. 28	SAN ANTONIO	L	1-4 9-5-1-1
17.	NOV. 29	SAN ANTONIO	L	1-3 9-6-1-1
18.	DEC. 2	MANITOBA	W	8-2 10-6-1-1
19.	Dec. 4	at Grand Rapids	L	1-3 10-7-1-1
20.	DEC. 5	MILWAUKEE	SOL	2-3 10-7-1-2
21.	Dec. 8	at Iowa	W	5-3 11-7-1-2
22.	Dec. 11	at Lake Erie	L	3-4 11-8-1-2
23.	Dec. 12	at Lake Erie	L	1-2 11-9-1-2
24.	Dec. 15	at Milwaukee	L	1-2 11-10-1-2
25.	DEC. 17	TEXAS	W (SO)	4-3 12-10-1-2
26.	DEC. 19	ROCKFORD	W (OT)	4-3 13-10-1-2
27.	DEC. 21	MANITOBA	W	4-1 14-10-1-2
28.	DEC. 26	IOWA	L	1-2 14-11-1-2
29.	Dec. 28	at Milwaukee	L	1-4 14-12-1-2
30.	DEC. 30	at Rockford	L	2-5 14-13-1-2
31.	JAN. 2	ROCKFORD	W	2-0 15-13-1-2
32.	JAN. 3	LAKE ERIE	W	5-2 16-13-1-2
33.	Jan. 8	at Texas	L	1-3 16-14-1-2
34.	Jan. 9	at Texas	L	2-5 16-15-1-2
35.	Jan. 12	at Rockford	L	2-5 16-16-1-2
36.	JAN. 15	IOWA	W	3-0 17-16-1-2
37.	JAN. 16	LAKE ERIE	L	2-4 17-17-1-2
38.	Jan. 17	at Grand Rapids	W (OT)	4-3 18-17-1-2
39.	Jan. 22	at Charlotte	W (SO)	4-3 19-17-1-2
40.	Jan. 23	at Charlotte	L	5-6 19-18-1-2

41.	Jan. 26	at Iowa	W (OT)	4-3	20-18-1-2
42.	Jan. 29	at Rockford	L	0-6	20-19-1-2
43.	JAN. 30	ROCKFORD	W (OT)	3-2	21-19-1-2
44.	Feb. 5	at Iowa	W	2-1	22-19-1-2
45.	FEB. 6	IOWA	L	1-2	22-20-1-2
46.	Feb. 9	at Lake Erie	OTL	2-3	22-20-2-2
47.	Feb. 11	at Lake Erie	L	0-5	22-21-2-2
48.	Feb. 13	at Manitoba	W (OT)	3-2	23-21-2-2
49.	Feb. 14	at Manitoba	L	2-5	23-22-2-2
50.	FEB. 18	IOWA	OTL	2-3	23-22-3-2
51.	FEB. 20	ROCKFORD	L	2-4	23-23-3-2
52.	FEB. 21	CHARLOTTE	W (SO)	3-2	24-23-3-2
53.	FEB. 23	GRAND RAPIDS	L	0-5	24-24-3-2
54.	Feb. 26	at Milwaukee	L	1-4	24-25-3-2
55.	FEB. 27	MILWAUKEE	W	2-1	25-25-3-2
56.	Feb. 28	at Grand Rapids	OTL	3-4	25-25-4-2
57.	March 5	at Milwaukee	OTL	0-1	25-25-5-2
58.	MARCH 6	MILWAUKEE	L	2-5	25-26-5-2
59.	March 8	at Charlotte	SOL	2-3	25-26-5-3
60.	March 10	at Charlotte	L	1-3	25-27-5-3
61.	MARCH 12	MILWAUKEE	W	4-2	26-27-5-3
62.	MARCH 13	GRAND RAPIDS	L	0-4	26-28-5-3
63.	MARCH 18	ROCKFORD	W	4-1	27-28-5-3
64.	March 19	at Rockford	W (OT)	4-3	28-28-5-3
65.	MARCH 20	MILWAUKEE	L	1-2	28-29-5-3
66.	MARCH 23	CHARLOTTE	L	3-7	28-30-5-3
67.	March 25	at Iowa	W	3-2	29-30-5-3
68.	March 26	at Iowa	W	2-1	30-30-5-3
69.	MARCH 30	ROCKFORD	L	0-1	30-31-5-3
70.	APRIL 1	LAKE ERIE	L	3-4	30-32-5-3
71.	APRIL 2	LAKE ERIE	L	1-4	30-33-5-3
72.	April 8	at Grand Rapids	L	3-4	30-34-5-3
73.	APRIL 9	GRAND RAPIDS	W	4-3	31-34-5-3
74.	April 12	at Milwaukee	L	1-3	31-35-5-3
75.	April 15	at Iowa	W (SO)	3-2	32-35-5-3
76.	APRIL 16	IOWA	W	4-2	33-35-5-3

2016-17

Regular Season (44-19-8-5)

Postseason Overall (4-6)

Central Division Semifinal (3-2)

Central Division Final (1-4)

No. Date	Opponent	Result	Score	Record
1.	OCT. 14	at Grand Rapids	L	1-3 0-1-0-0
2.	OCT. 15	GRAND RAPIDS	L	2-4 0-2-0-0
3.	OCT. 19	MILWAUKEE	L	1-2 0-3-0-0
4.	Oct. 22	at San Antonio	W	4-2 1-3-0-0
5.	Oct. 23	at San Antonio	W	2-1 2-3-0-0
6.	Oct. 28	at Rockford	L	2-3 2-4-0-0
7.	OCT. 29	ROCKFORD	W	7-3 3-4-0-0
8.	OCT. 30	CLEVELAND	W	4-2 4-4-0-0
9.	Nov. 4	at Milwaukee	SOL	2-3 4-4-0-1
10.	Nov. 5	at Grand Rapids	W	4-2 5-4-0-1
11.	Nov. 9	at Milwaukee	OTL	4-5 5-4-1-1
12.	Nov. 11	at Cleveland	L	1-2 5-5-1-1
13.	Nov. 12	at Cleveland	L	2-4 5-6-1-1
14.	Nov. 18	at Iowa	L	2-3 5-7-1-1
15.	NOV. 19	IOWA	W	5-0 6-7-1-1
16.	Nov. 22	at Charlotte	L	3-4 6-8-1-1
17.	Nov. 23	at Charlotte	W	4-2 7-8-1-1
18.	NOV. 26	ROCKFORD	W	3-2 8-8-1-1
19.	NOV. 27	MANITOBA	L	1-2 8-9-1-1
20.	NOV. 30	TEXAS	W	4-3 9-9-1-1

21.	Dec. 2	at Rockford	W	4-1	10-9-1-1
22.	DEC. 3	IOWA	W	4-2	11-9-1-1
23.	Dec. 7	at Grand Rapids	OTL	5-6	11-9-2-1
24.	Dec. 10	at Milwaukee	W	5-2	12-9-2-1
25.	DEC. 11	GRAND RAPIDS	W	4-1	13-9-2-1
26.	DEC. 15	GRAND RAPIDS	L	1-7	13-10-2-1
27.	DEC. 17	CLEVELAND	OTL	1-2	13-10-3-1
28.	DEC. 18	ROCKFORD	SOL	3-4	13-10-3-2
29.	Dec. 21	at Rockford	L	2-6	13-11-3-2
30.	DEC. 22	MILWAUKEE	W	8-4	14-11-3-2
31.	Dec. 26	at Milwaukee	W	5-2	15-11-3-2
32.	Dec. 28	at Rockford	W	6-2	16-11-3-2
33.	DEC. 30	MILWAUKEE	W (SO)	4-3	17-11-3-2
34.	Dec. 31	at Iowa	W	5-2	18-11-3-2
35.	JAN. 3	CHARLOTTE	W	4-2	19-11-3-2
36.	JAN. 6	ROCKFORD	W	7-2	20-11-3-2
37.	JAN. 7	CHARLOTTE	W	5-2	21-11-3-2
38.	Jan. 8	at Rockford	L	3-6	21-12-3-2
39.	JAN. 11	MILWAUKEE	W	2-1	22-12-3-2
40.	Jan. 13	at Manitoba	W	4-2	23-12-3-2
41.	Jan. 15	at Manitoba	L	1-4	23-13-3-2
42.	Jan. 20	at Grand Rapids	L	2-3	23-14-3-2
43.	JAN. 21	MILWAUKEE	L	0-1	23-15-3-2
44.	JAN. 22	MILWAUKEE	W	5-1	24-15-3-2
45.	Jan. 26	at Cleveland	W	4-2	25-15-3-2
46.	Jan. 28	at Cleveland	SOL	2-3	25-15-3-3
47.	FEB. 3	GRAND RAPIDS	L	2-5	25-16-3-3
48.	FEB. 4	ROCKFORD	W (OT)	2-2	26-16-3-3
49.	Feb. 7	at Rockford	W (OT)	2-1	27-16-3-3
50.	FEB. 10	SAN ANTONIO	W	7-3	28-16-3-3
51.	Feb. 11	at Milwaukee	L	3-4	28-17-3-3
52.	FEB. 12	SAN ANTONIO	W	3-2	29-17-3-3
53.	Feb. 17	at Texas	OTL	3-4	29-17-4-3
54.	Feb. 18	at Texas	W	4-1	30-17-4-3
55.	FEB. 22	CLEVELAND	W	4-2	31-17-4-3
56.	FEB. 25	IOWA	W	4-1	32-17-4-3
57.	FEB. 26	IOWA	W (OT)	4-3	33-17-4-3
58.	MARCH 4	CLEVELAND	W	7-3	34-17-4-3
59.	MARCH 5	MANITOBA	W	5-4	35-17-4-3
60.	MARCH 9	CLEVELAND	OTL	2-3	35-17-5-3
61.	March 11	at Milwaukee	W	4-0	36-17-5-3
62.	MARCH 15	TEXAS	W (SO)	1-0	37-17-5-3
63.	March 17	at Grand Rapids	OTL	4-5	37-17-6-3
64.	MARCH 18	GRAND RAPIDS	OTL	2-3	37-17-7-3
65.	March 21	at Cleveland	L	1-4	37-18-7-3
66.	March 22	at Cleveland	SOL	1-2	37-18-7-4
67.	March 25	at Charlotte	SOL	2-3	37-18-7-5
68.	March 26	at Charlotte	W	3-1	38-18-7-5
69.	March 31	at Iowa	W	4-0	39-18-7-5
70.	APRIL 1	CLEVELAND	L	2-5	39-19-7-5
71.	APRIL 2	CHARLOTTE	W	5-3	40-19-7-5
72.	APRIL 8	IOWA	W (OT)	4-3	41-19-7-5
73.	APRIL 9	ROCKFORD	W	3-1	42-19-7-5
74.	April 13	at Iowa	W	2-1	43-19-7-5
75.	April 14	at Iowa	OTL	2-3	43-19-8-5
76.	APRIL 15	CHARLOTTE	W (OT)	4-3	44-19-8-5

ALL-TIME RESULTS

21.	DEC. 1	SAN ANTONIO	L	3-5	10-8-2-1
22.	DEC. 2	TEXAS	L	4-7	10-9-2-1
23.	Dec. 5	at Iowa	W (OT)	4-3	11-9-2-1
24.	Dec. 7	at Iowa	W	5-4	12-9-2-1
25.	Dec. 8	at Rockford	W	4-0	13-9-2-1
26.	DEC. 15	TUCSON	W	4-2	14-9-2-1
27.	DEC. 16	TUCSON	W	5-1	15-9-2-1
28.	DEC. 18	TEXAS	W	6-1	16-9-2-1
29.	DEC. 21	ROCKFORD	OTL	4-5	16-9-3-1
30.	Dec. 22	at Milwaukee	W	3-1	17-9-3-1
31.	Dec. 26	at Milwaukee	W	4-1	18-9-3-1
32.	Dec. 28	at Rockford	W	4-2	19-9-3-1
33.	DEC. 29	ROCKFORD	W (OT)	2-1	20-9-3-1
34.	Dec. 31	at Iowa	L	1-3	20-10-3-1
35.	JAN. 2	IOWA	L	1-3	20-11-3-1
36.	JAN. 4	SAN ANTONIO	L	0-3	20-12-3-1
37.	JAN. 5	SAN ANTONIO	W	3-1	21-12-3-1
38.	JAN. 11	at Tucson	W	6-3	22-12-3-1
39.	Jan. 12	at Tucson	L	2-3	22-13-3-1
40.	JAN. 16	GRAND RAPIDS	W	5-2	23-13-3-1
41.	JAN. 19	ROCKFORD	OTL	2-3	23-13-4-1
42.	JAN. 20	MILWAUKEE	L	0-4	23-14-4-1
43.	Jan. 24	at Cleveland	W	5-1	24-14-4-1
44.	Jan. 26	at Cleveland	OTL	3-4	24-14-5-1
45.	Feb. 1	at Rockford	L	2-5	24-15-5-1
46.	FEB. 2	MANITOBA	W	5-2	25-15-5-1
47.	Feb. 9	at Milwaukee	W (OT)	3-2	26-15-5-1
48.	Feb. 10	at Grand Rapids	W	4-1	27-15-5-1
49.	Feb. 13	at Manitoba	L	2-4	27-16-5-1
50.	Feb. 15	at Manitoba	L	2-3	27-17-5-1
51.	FEB. 17	IOWA	W (OT)	2-1	28-17-5-1
52.	FEB. 21	TEXAS	W	3-1	29-17-5-1
53.	FEB. 23	GRAND RAPIDS	W	3-2	30-17-5-1
54.	FEB. 24	TEXAS	W	4-2	31-17-5-1
55.	FEB. 26	ROCKFORD	W	1-0	32-17-5-1
56.	March 1	at Texas	W (OT)	2-1	33-17-5-1
57.	March 2	at Texas	L	2-4	33-18-5-1
58.	March 5	at San Antonio	SOL	1-2	33-18-5-2
59.	March 8	at Milwaukee	W	4-1	34-18-5-2
60.	MARCH 9	IOWA	W	4-1	35-18-5-2
61.	MARCH 10	MILWAUKEE	W (OT)	2-1	36-18-5-2
62.	MARCH 15	CLEVELAND	L	2-3	36-19-5-2
63.	MARCH 16	SAN ANTONIO	W	6-2	37-19-5-2
64.	March 20	at Rockford	SOL	1-2	37-19-5-3
65.	March 22	at Texas	W	4-1	38-19-5-3
66.	March 23	at San Antonio	W	5-0	39-19-5-3
67.	March 26	at San Antonio	W	4-1	40-19-5-3
68.	March 29	at Grand Rapids	W	4-3	41-19-5-3
69.	MARCH 30	MILWAUKEE	L	2-4	41-20-5-3
70.	March 31	at Rockford	W	5-2	42-20-5-3
71.	April 5	at Milwaukee	L	3-4	42-21-5-3
72.	APRIL 6	COLORADO	W	3-2	43-21-5-3
73.	APRIL 7	COLORADO	SOL	2-3	43-21-5-4
74.	April 12	at Iowa	OTL	1-2	43-21-6-4
75.	APRIL 13	MANITOBA	W	4-2	44-21-6-4
76.	APRIL 14	MANITOBA	L	2-6	44-22-6-4

CENTRAL DIVISION SEMIFINALS

No. DATE	OPPONENT	RESULTSCORE	RECORD
1.	APRIL 19	GRAND RAPIDS	L 1-5 0-1
2.	APRIL 20	GRAND RAPIDS	W 3-2 1-1
3.	April 23	at Grand Rapids	L 2-6 1-2
4.	April 24	at Grand Rapids	W 5-2 2-2

5.	APRIL 28	GRAND RAPIDS	W	4-2	3-2
----	----------	--------------	---	-----	-----

CENTRAL DIVISION FINALS

NO.	DATE	OPPONENT	RESULT	SCORE	RECORD
6.	MAY 1	IOWA	W (OT)	3-2	4-2
7.	MAY 2	IOWA	W	4-3	5-2
8.	May 5	at Iowa	L	0-2	5-3
9.	May 8	at Iowa	L	1-2	5-4
10.	May 10	at Iowa	W	7-4	6-4
11.	MAY 13	IOWA	W	3-1	7-4

WESTERN CONFERENCE FINALS

NO.	DATE	OPPONENT	RESULT	SCORE	RECORD
12.	MAY 17	SAN DIEGO	W (OT)	5-4	8-4
13.	MAY 18	SAN DIEGO	L	0-3	8-5
14.	May 22	at San Diego	L	2-3	8-6
15.	May 24	at San Diego	W (2 OT)	2-1	9-6
16.	May 25	at San Diego	W	5-2	10-6
17.	MAY 27	SAN DIEGO	W	3-1	11-6

CALDER CUP FINALS

NO.	DATE	OPPONENT	RESULT	SCORE	RECORD
18.	June 1	at Charlotte	W (OT)	4-3	12-6
19.	June 2	at Charlotte	L	3-5	12-7
20.	JUNE 5	CHARLOTTE	L	1-4	12-8
21.	JUNE 6	CHARLOTTE	L	3-5	12-9
22.	JUNE 8	CHARLOTTE	L	3-5	12-10

2019-20

Regular Season (44-22-6-4)

*Season Ended Early due to Covid-19

No. Date	Opponent	Result	Score	Record
1.	Oct. 5	GRAND RAPIDS	L	5-8 0-1-0-0
2.	Oct. 11	at San Antonio	L	0-3 0-2-0-0
3.	Oct. 12	at San Antonio	W (SO)	2-1 1-2-0-0
4.	Oct. 18	at Rockford	L	2-3 1-3-0-0
5.	Oct. 19	ROCKFORD	OTL	2-3 1-3-1-0
6.	Oct. 20	MILWAUKEE	W (SO)	3-2 2-3-1-0
7.	OCT. 23	TEXAS	W	3-2 3-3-1-0
8.	OCT. 26	MANITOBA	W	4-0 4-3-1-0
9.	Oct. 29	at Tucson	W	2-1 5-3-1-0
10.	Oct. 30	at Tucson	W	3-0 6-3-1-0
11.	Nov. 2	at Milwaukee	L	2-5 6-4-1-0
12.	Nov. 3	at Rockford	L	4-7 6-5-1-0
13.	Nov. 7	at Iowa	W	3-0 7-5-1-0
14.	NOV. 9	MANITOBA	L	0-3 7-6-1-0
15.	NOV. 10	ROCKFORD	L	1-4 7-7-1-0
16.	Nov. 13	at Milwaukee	L	3-6 7-8-1-0
17.	NOV. 16	IOWA	L	0-3 7-9-1-0
18.	Nov. 17	at Iowa	W	4-3 8-9-1-0
19.	NOV. 19	SAN ANTONIO	L	3-5 8-10-1-0
20.	Nov. 21	at Cleveland	L	3-5 8-11-1-0
21.	Nov. 22	at Cleveland	L	0-3 8-12-1-0
22.	NOV. 27	GRAND RAPIDS	W	5-2 9-12-1-0
23.	Nov. 29	at Rockford	L	2-4 9-13-1-0
24.	NOV. 30	MANITOBA	OTL	2-3 9-13-2-0
25.	Dec. 4	at Grand Rapids	W	5-2 10-13-2-0
26.	Dec. 6	at Manitoba	L	1-3 10-14-2-0
27.	Dec. 7	at Manitoba	W	4-2 11-14-2-0
28.	Dec. 13	at Milwaukee	L	1-4 11-15-2-0
29.	DEC. 14	MILWAUKEE	W (OT)	3-2 12-15-2-0
30.	DEC. 17	SAN ANTONIO	W	4-1 13-15-2-0
31.	DEC. 21	TEXAS	W	2-1 14-15-2-0

32.	DEC. 22	TEXAS	L	0-3	14-16-2-0
33.	Dec. 28	at Iowa	W	4-3	15-16-2-0
34.	DEC. 29	MILWAUKEE	SOL	2-3	15-16-2-1
35.	Dec. 31	at Grand Rapids	W	2-0	16-16-2-1
36.	JAN. 2	TEXAS	OTL	1-2	16-16-3-1
37.	JAN. 4	IOWA	L	1-5	16-17-3-1
38.	Jan. 5	at Rockford	W	3-2	17-17-3-1
39.	Jan. 10	at San Antonio	W	5-2	18-17-3-1
40.	Jan. 11	at San Antonio	W	4-2	19-17-3-1
41.	Jan. 15	at Milwaukee	SOL	2-3	19-17-3-2
42.	JAN. 18	MILWAUKEE	W	4-1	20-17-3-2
43.	JAN. 19	ROCKFORD	L	0-2	20-18-3-2
44.	Jan. 24	at Texas	W	2-1	21-18-3-2
45.	Jan. 25	at Texas	L	3-5	21-19-3-2
46.	JAN. 31	MILWAUKEE	L	3-7	21-20-3-2
47.	FEB. 1	MANITOBA	W	5-2	22-20-3-2
48.	Feb. 6	at Manitoba	L	2-3	22-21-3-2
49.	Feb. 7	at Manitoba	W	2-0	23-21-3-2
50.	FEB. 13	MILWAUKEE	W	5-2	24-21-3-2
51.	FEB. 15	GRAND RAPIDS	L	2-5	24-22-3-2
52.	FEB. 16	CLEVELAND	W (OT)	3-2	25-22-3-2
53.	FEB. 20	GRAND RAPIDS	L	2-3	25-23-3-2
54.	Feb. 21	at Milwaukee	L	1-4	25-24-3-2
55.	FEB. 23	ROCKFORD	W	5-1	26-24-3-2
56.	FEB. 25	at Iowa	L	2-5	26-25-3-2
57.	Feb. 29	at Manitoba	OTL	2-3	26-25-4-2
58.	March 1	at Manitoba	OTL	3-4	26-25-5-2
59.	MARCH 5	TUCSON	L	2-4	26-26-5-2
60.	MARCH 7	TUCSON	SOL	2-3	26-26-5-3
61.	MARCH 8	ROCKFORD	W (OT)	3-2	27-26-5-3

2020-21

Regular Season (21-9-1-2)

*No Postseason due to Covid-19

No. Date	Opponent	Result	Score	Record
1.	Feb. 5	GRAND RAPIDS	W	3-1 1-0-0-0
2.	Feb. 6	at Rockford	W	5-4 2-0-0-0
3.	Feb. 9	ROCKFORD	W (SO)	3-2 3-0-0-0
4.	Feb. 11	GRAND RAPIDS	W	4-2 4-0-0-0
5.	Feb. 16	at Rockford	W	3-2 5-0-0-0
6.	Feb. 20	IOWA	W	10-2 6-0-0-0
7.	Feb. 21	IOWA	W	4-1 7-0-0-0
8.	Feb. 26	at Grand Rapids	L	1-4 7-1-0-0
9.	Feb. 28	GRAND RAPIDS	W	8-4 8-1-0-0
10.	March 5	CLEVELAND	SOL	3-4 8-1-0-1
11.	March 6	CLEVELAND	L	1-3 8-2-0-1
12.	March 13	at Iowa	W	4-0 9-2-0-1
13.	March 14	at Iowa	W	6-2 10-2-0-1
14.	March 27	ROCKFORD	W	6-3 11-2-0-1
15.	March 28	at Rockford	W	5-4 12-2-0-1
16.	April 1	GRAND RAPIDS	W	5-2 13-2-0-1
17.	April 3	ROCKFORD	W	4-2 14-2-0-1
18.	April 7	at Rockford	L	3-4 14-3-0-1
19.	April 9	at Iowa	L	1-4 14-4-0-1
20.	April 10	at Iowa	W (OT)	5-4 15-4-0-1
21.	April 17	at Rockford	SOL	3-4 15-4-0-2
22.	April 24	at Cleveland	OTL	4-5 15-4-1-2
23.	April 25	at Cleveland	L	2-4 15-5-1-2
24.	April 26	at Grand Rapids	W	5-1 16-5-1-2
25.	April 29	at Grand Rapids	W	4-2 17-5-1-2
26.	April 30	IOWA	W	4-1 18-5-1-2
27.	May 1	IOWA	L	2-5 18-6-1-2
28.	May 7	at Grand Rapids	L	4-5 18-7-1-2

29.	May 8	GRAND RAPIDS	L	1-3	18-8-1-2
30.	May 10	ROCKFORD	W	6-5	19-8-1-2
31.	May 12	at Grand Rapids	W	1-0	20-8-1-2
32.	May 14	at Rockford	L	1-4	20-9-1-2
33.	May 15	ROCKFORD	W	3-1	21-9-1-2

2021-22

Regular Season (50-16-5-5)

Postseason Overall (14-4)

Central Division Semifinal (3-0)

Central Division Finals (3-1)

Western Conference Finals (4-2)

Calder Cup Finals (4-1)

No. Date	Opponent	Result	Score	Record
1.	OCT. 16	ROCKFORD	L	3-5 0-1-0-0
2.	OCT. 22	at Milwaukee	W	3-2 1-1-0-0
3.	OCT. 23	MILWAUKEE	W	6-1 2-1-0-0
4.	Oct. 27	at Grand Rapids	W	3-0 3-1-0-0
5.	OCT. 29	at Milwaukee	W	4-2 4-1-0-0
6.	Oct. 31	at Grand Rapids	W	6-3 5-1-0-0
7.	NOV. 6	MANITOBA	L	1-5 5-2-0-0
8.	NOV. 7	MILWAUKEE	W	4-2 6-2-0-0
9.	Nov. 12	at Rockford	W	4-1 7-2-0-0
10.	NOV. 13	TORONTO	L	1-5 7-3-0-0
11.	NOV. 14	TORONTO	OTL	1-2 7-3-1-0
12.	Nov. 17	at Grand Rapids	W (OT)	2-1 8-3-1-0
13.	Nov. 19	at Rockford	L	3-6 8-4-1-0
14.	NOV. 20	ROCKFORD	SOL	2-3 8-4-1-1
15.	Nov. 26	at Grand Rapids	W	5-3 9-4-1-1
16.	NOV. 27	ROCKFORD	W (SO)	3-2 10-4-1-1
17.	NOV. 28	GRAND RAPIDS	W	3-1 11-4-1-1
18.	DEC. 2	IOWA	W	2-0 12-4-1-1
19.	Dec. 4	at Iowa	W	2-1 13-4-1-1
20.	Dec. 5	at Iowa	W	4-0 14-4-1-1
21.	Dec. 9	at Texas	W	8-4 15-4-1-1
22.	Dec. 11	at Texas	W (OT)	4-3 16-4-1-1
23.	Dec. 12	at Texas	W	7-2 17-4-1-1
24.	DEC. 16	MANITOBA	W	4-3 18-4-1-1
25.	DEC. 17	at Milwaukee	W (OT)	1-0 19-4-1-1
26.	DEC. 18	MILWAUKEE	W	4-2 20-4-1-1
27.	Jan. 7	at Rockford	L	0-8 20-5-1-1
28.	JAN. 8	IOWA	W	6-2 21-5-1-1
29.	JAN. 9	CLEVELAND	W	4-3 22-5-1-1
30.	JAN. 12	GRAND RAPIDS	W	4-0 23-5-1-1
31.	Jan. 14	at Iowa	L	3-4 23-6-1-1
32.	Jan. 15	at Iowa	OTL	2-3 23-6-2-1
33.	Jan. 17	at Rockford	W	5-3 23-6-2-1
34.	Jan. 22	at Manitoba	OTL	3-4 24-6-2-1
35.	JAN. 23	at Manitoba	L	1-3 24-6-3-1
36.	JAN. 26	TEXAS	OTL	1-2 24-7-3-1
37.	JAN. 28	GRAND RAPIDS	W	4-1 24-7-4-1

2023-24				
Regular Season (23-35-7-7)				
No.	Date	Opponent	Score	Record
1	Oct. 14	Milwaukee	L, 2-1 (OT)	0-0-0-0
2	Oct. 18	Texas	L, 2-3	0-0-0-0
3	Oct. 21	at Rockford	W, 5-2	1-0-0-0
4	Oct. 22	Texas	L, 3-2 (SO)	1-0-1-1
5	Oct. 25	at Iowa	L, 1-0	1-0-1-1
6	Oct. 28	Cleveland	L, 2-3	1-0-1-1
7	Nov. 3	at Tucson	L, 3-2	1-0-1-1
8	Nov. 4	at Tucson	L, 5-5	1-0-1-1
9	Nov. 11	Iowa	L, 4-0	1-0-1-1
10	Nov. 12	Rockford	W, 5-0	2-0-1-1
11	Nov. 15	at Grand Rapids	L, 3-2	2-0-1-1
12	Nov. 18	at Milwaukee	W, 5-1	3-0-1-1
13	Nov. 19	Milwaukee	L, 2-1	3-0-1-1
14	Nov. 24	at San Diego	W, 6-4	4-0-1-1
15	Nov. 25	at San Diego	L, 3-1	4-0-1-1
16	Nov. 29	at Grand Rapids	L, 4-0	4-0-1-1
17	Dec. 2	San Diego	L, 4-1	4-0-1-1
18	Dec. 3	San Diego	W, 5-3	5-0-1-1
19	Dec. 8	at Texas	L, 5-2	5-0-1-1
20	Dec. 9	at Texas	L, 8-5	5-0-1-1
21	Dec. 12	at Iowa	L, 4-3 (SO)	5-0-1-1
22	Dec. 16	Texas	W, 6-2	6-0-1-1
23	Dec. 17	Rockford	W, 4-3 (OT)	7-0-1-1
24	Dec. 19	Manitoba	W, 6-3	8-0-1-1
25	Dec. 23	Milwaukee	L, 3-2 (OT)	8-0-1-1
26	Dec. 27	at Milwaukee	L, 7-4	8-0-1-1
27	Dec. 28	Grand Rapids	L, 6-3	8-0-1-1
28	Dec. 30	Cleveland	L, 4-3 (OT)	8-0-1-1
29	Jan. 2	Texas	W, 3-2	9-0-1-1
30	Jan. 5	Tucson	W, 4-1	10-0-1-1
31	Jan. 6	Tucson	L, 4-0	10-0-1-1
32	Jan. 13	at Texas	W, 3-1	11-0-1-1
33	Jan. 14	at Texas	W, 4-1	12-0-1-1
34	Jan. 19	at Rockford	W, 4-1	13-0-1-1
35	Jan. 23	at Manitoba	W, 2-1	14-0-1-1
36	Jan. 24	at Manitoba	W, 2-1	15-0-1-1
37	Jan. 27	Milwaukee	L, 5-0	15-0-1-1
38	Jan. 28	Manitoba	L, 2-1	15-0-1-1
39	Feb. 2	at Cleveland	W, 5-0	16-0-1-1
40	Feb. 3	at Cleveland	L, 9-0	16-0-1-1
41	Feb. 9	at Milwaukee	L, 3-1	16-0-1-1
42	Feb. 10	at Rockford	L, 2-1	16-0-1-1
43	Feb. 13	at Milwaukee	L, 5-2	16-0-1-1
44	Feb. 16	at Rockford	L, 4-0	16-0-1-1
45	Feb. 17	Cleveland	W, 4-3 (SO)	17-0-1-1
46	Feb. 18	Cleveland	L, 6-3	17-0-1-1
47	Feb. 22	Milwaukee	L, 4-0	17-0-1-1
48	Feb. 24	at Milwaukee	L, 5-4	17-0-1-1
49	Feb. 25	Iowa	W, 4-3 (OT)	18-0-1-1
50	March 1	at Cleveland	W, 4-1	19-0-1-1
51	March 2	at Cleveland	L, 6-1	19-0-1-1
52	March 8	at Grand Rapids	W, 2-1 (SO)	20-0-1-1
53	March 9	Rockford	L, 4-1	20-0-1-1
54	March 10	Milwaukee	W, 7-4	21-0-1-1
55	March 15	Manitoba	L, 3-2 (SO)	21-0-1-1
56	March 16	Manitoba	L, 6-2	21-0-1-1
57	March 17	Iowa	L, 3-2	21-0-1-1
58	March 20	at Rockford	L, 4-3 (OT)	21-0-1-1
59	March 22	at Iowa	L, 2-1 (SO)	21-0-1-1
60	March 23	at Iowa	L, 4-1	21-0-1-1
61	March 27	Rockford	L, 5-4 (SO)	21-0-1-1
62	March 29	Grand Rapids	W, 4-2	22-0-1-1
63	March 30	Rockford	L, 6-0	22-0-1-1
64	April 3	at Grand Rapids	L, 5-4 (OT)	22-0-1-1
65	April 6	at Manitoba	L, 5-4 (SO)	22-0-1-1
66	April 9	at Manitoba	L, 3-2 (OT)	22-0-1-1
67	April 12	at Milwaukee	L, 5-4 (SO)	22-0-1-1
68	April 13	Grand Rapids	L, 3-1	22-0-1-1
69	April 14	Grand Rapids	W, 7-2	23-0-1-1
70	April 19	at Rockford	L, 5-2	23-0-1-1
71	April 20	Iowa	L, 3-2	23-0-1-1

ALL-TIME REGULAR-SEASON COACHING

JOHN ANDERSON

YEAR	GP	W-L-T-OTL-SOL	PTS	PCT.
1997-98	82	55-24-0-3	113	.689
1998-99	82	49-21-0-12	110	.671
1999-2000	82	53-21-0-8	114	.695
2000-01	82	43-32-0-7	93	.567
2001-02	80	37-31-7-5	86	.538
2002-03	80	43-25-8-4	98	.613
2003-04	80	42-26-9-3	96	.600
2004-05	80	49-24-5-2	105	.656
2005-06	80	36-32-4-8	84	.525
2006-07	80	46-25-3-6	101	.631
2007-08	80	53-22-3-3	111	.694
2013-14	76	45-21-5-5	100	.658
2014-15	76	40-29-6-1	87	.572
2015-16	76	33-35-5-3	74	.487
TOTALS	1,116	624-368-24-44-56		.615

SCOTT ARNIEL

YEAR	GP	W-L-T-OTL-SOL	PTS	PCT.
2012-13	76	37-30-5-4	83	.546

CRAIG BERUBE

YEAR	GP	W-L-T-OTL-SOL	PTS	PCT.
2016-17	76	44-19-8-5	101	.664

DON GRANATO

YEAR	GP	W-L-T-OTL-SOL	PTS	PCT.
2008-09	80	38-37-3-2	81	.506
2009-10	6	1-5-0-0	2	.167
TOTALS	86	39-42-3-2	83	.483

DON LEVER

YEAR	GP	W-L-T-OTL-SOL	PTS	PCT.
2009-10	74	48-19-1-6	103	.696
2010-11	78	37-30-5-6	85	.545
TOTALS	152	85-49-6-12	188	.618

CRAIG MACTAVISH

YEAR	GP	W-L-SOL	PTS	PCT.
2011-12	76	42-27-4-3	91	.599

GRANT MULVEY

YEAR	GP	W-L-SOL	PTS	PCT.
1995-96	22	13-7-2	28	.636
1996-97	65	30-30-5	65	.500
TOTALS	87	43-37-7	93	.534

BOB NARDELLA

YEAR	GP	W-L-SOL	PTS	PCT.
2023-24	72	23-35-7-7	60	.417

ALEX ROBERTS

YEAR	GP	W-L-SOL	PTS	PCT.
1996-97	2	1-0-1	3	.750

BROCK SHEAHAN

YEAR	GP	W-L-OTL-SOL	PTS	PCT.
2022-23	72	35-29-5-3	78	.542

ALPO SUHONEN

YEAR	GP	W-L-SOL	PTS	PCT.
1996-97	13	8-5-0	16	.615

ROCKY THOMPSON

YEAR	GP	W-L-SOL	PTS	PCT.
2017-18	76	42-23-7-4	95	.625
2018-19	76	44-22-6-4	98	.645
2019-20	61	27-26-5-3	62	.508
TOTALS	217	172-71-18-11	255	.588

GENE UBRICCO

YEAR	GP	W-L-SOL	PTS	PCT.
1994-95	81	34-33-14	82	.506
1995-96	60	27-27-6	60	.500
1996-97	2	1-1-0	2	.500
TOTALS	143	62-61-20	144	.503

RYAN WARSOFSKY

YEAR	GP	W-L-SOL	PTS	PCT.
2020-21	33	21-9-2	45	.682
2021-22	76	50-16-6-6	110	.724
TOTALS	109	71-25-7-8	155	.711

ALL-TIME REGULAR-SEASON OVERTIME GAMES

SEASON	HOME				AWAY				OVERALL				PCT.
	GP	W	L	T	GP	W	L	T	GP	W	L	T	
2000-01	2	1	1	0	2	1	1	0	4	2	2	0	.500
2001-02	7	0	3	4	8	3	2	3	15	3	5	7	.433
2002-03	11	7	2	2	12	4	2	6	23	11	4	8	.652
2003-04	5	1	1	3	9	1	2	6	14	2	3	9	.464
2004-05	8	4	4	0	2	1	1	0	10	5	5	0	.500
2005-06	3	1	2	0	3	1	2	0	6	2	4	0	.333
2006-07	2	1	1	0	6	4	2	0	8	5	3	0	.625
2007-08	5	4	1	0	3	2	1	0	8	6	2	0	.750
2008-09	3	3	0	0	3	0	3	0	6	3	3	0	.500
2009-10	1	1	0	0	2	1	1	0	3	2	1	0	.667
2010-11	1	0	1	0	7	3	4	0	8	3	5	0	.375
2011-12	2	1	1	0	4	1	3	0	6	2	4	0	.333
2012-13	4	2	2	0	3	0	3	0	7	2	5	0	.286
2013-14	5	2	3	0	3	1	2	0	8	3	5	0	.375
2014-15	8	5	3	0	6	3	3	0	14	8	6	0	.571
2015-16	3	2	1	0	10	6	4	0	13	8	5	0	.615
2016-17	7	4	3	0	6	1	5	0	13	5	8	0	.385
2017-18	7	2	5	0	4	2	2	0	11	4	7	0	.364
2018-19	8	4	4	0	6	4	2	0	14	8	6	0	.571
2019-20	6	3	3	0	2	0	2	0	8	3	5	0	.375
2020-21	0	0	0	0	2	1	1	0	2	1	1	0	.500
2021-22	5	2	3	0	6	4	2	0	11	6	5	0	.545
2022-23	9	2	7	0	5	4	1	0	14	6	8	0	.429
2023-24	6	2	4	0	3	0	3	0	9	2	7	0	.222

* games went into OT beginning in the 2000-01 season

ALL-TIME POSTSEASON OVERTIME GAMES

SEASON	HOME			AWAY			OVERALL			PCT.
	GP	W	L	GP	W	L	GP	W	L	
1994-95	0	0	0	0	0	0	0	0	0	—
1995-96	2	1	1	—	—	—	2	1	1	.500
1996-97	1	0	1	1	1	0	2	1	1	.500
1997-98	0	0	0	1	1	0	1	1	0	1.000
1998-99	1	1	0	1	1	0	2	2	0	1.000
1999-2000	1	1	0	0	0	0	1	1	0	1.000
2000-01	1	0	1	1	0	1	2	0	2	.000
2001-02	2	2	0	2	2	0	4	4	0	1.000
2002-03	1	1	0	1	0	1	2	1	1	.500
2003-04	1	0	1	2	1	1	3	1	2	.333
2004-05	2	0	2	0	0	0	2	0	2	.000
2006-07	2	0	2	1	1	0	3	1	2	.333
2007-08	1	0	1	1	1	0	2	1	1	.500
2009-10	3	1	2	1	0	1	4	1	3	.250
2011-12	1	0	1	1	0	1	2	0	2	.000
2013-14	0	0	0	2	1	1	2	1	1	.500
2014-15	1	0	1	2	1	1	3	1	2	.333
2016-17	1	0	1	0	0	0	1	0	1	.000
2017-18	1	0	1	0	0	0	1	0	1	.000
2018-19	2	2	0	2	2	0	4	4	0	1.000
2021-22	2	1	1	2	0	2	4	1	3	.250
TOTAL	26	10	16	21	12	9	47	22	25	.468



ALL-TIME JERSEY NUMBERS

ALL-TIME JERSEY NUMBERS			
1 (RETIRED)			
Wendell Young	1994-2001	Anssi Salmela	2008-09
Rick Tabaracci	1994-95	Josh Gratton	2009-10
2			
Ian Kidd	1994-95	Boris Valabik	2009-10
Steve Bancroft	1995-96	Noah Welch	2009-11
Todd Reirden	1996-97	Adam Polasek	2011-12
Kelly Perrault	1996-97	Zach Miskovic	2012-13
Dennis Vial	1997-98	Jeremy Price	2012-13
David Craievich	1997-98	Devin DiDiomete	2012-13
Patrick Rochon	1998-99	Frank Corrado	2012-13
Gord Dineen	1999-2000	Joel Edmundson	2013-16
Adam Borzecki	2000-01	Jared Nightingale	2015-17
Frederick Jobin	2000-01	Teemu Pulkkinen	2017-18
Doug Zmolek	2000-01	Josh Atkinson	2018-19
Darren Clark	2000-01	Cliff Watson	2019-20
David Shaw	2000-01	Shawn St-Amant	2019-20
Garnet Exelby	2001-03	Cole Smith	2020-21
Paul Flache	2003-05	Stephen Harper	2021-22
Chris Tamer	2005-06	Chris Bigras	2021-22
Jimmy Sharrow	2005-06	Anttoni Honka	2022-23
Brian Fahey	2006-08	Tory Dello	2023-24
Scott Marchesi	2008-09	4	
Jon Insana	2008-09	Jack Duffy	1994-96
Paul Postma	2009-11	Steve Bancroft	1996-97
Sebastian Erixon	2011-12	Kevin Dahl	1997-01
Brad Hunt	2011-13	Dallas Eakins	2001-02
Cade Fairchild	2013-14	Barry Dreger	2001-02
Henrik Odegaard	2013-14	Petr Buzek	2001-02
Eric Kattelus	2013-14	Kurtis Foster	2001-04
Matthew Register	2014-15	Jeff Dwyer	2004-05
Colton Parayko	2014-15	Troy Milam	2005-06
Tommy Vannelli	2015-16	Bob Nardella	2005-06
Nick Petrecki	2015-16	Jon Insana	2006-07
Bryce Gervais	2015-16	Trevor Byrne	2006-07
Kevin Tansey	2016-17	Boris Valabik	2007-09
Greger Hanson	2016-17	Justin Taylor	2008-09
Josh Atkinson	2016-17	Brendan Buckley	2009-10
Keith Aulie	2017-18	Josh Gratton	2009-10
Christian Hilbrich	2017-18	Reid Simpson	2009-10
Nic Haque	2017-20	Jaime Sifers	2010-11
Eric Gelinas	2021-22	Yann Sauve	2011-13
Marcus McIvor	2021-22	Taylor Chorney	2013-14
Derek Topatigh	2021-22	Petteri Lindbohm	2014-16, 2017-18
Griffin Mendel	2021-24	Morgan Ellis	2016-17
3			
Frank Evans	1994-95	Jimmy Oligny	2018-19
Greg Smyth	1995-96	Jimmy Schuldt	2019-20
Paul Koch	1996-99	Joey Keane	2020-22
Guy Dupuis	1999-2000	David Farrance	2022-23
Ted Drury	2000-01	Dylan Coghlan	2022-23
Mark Hartigan	2002-03	Tyson Feist	2023-24
Libor Ustrnul	2003-05	5	
Tomas Kloucek	2005-06	Steve Konroyd	1994-95
Jimmy Sharrow	2006-07	Brett Hauer	1996-97
Chad Denny	2007-09	Bruce Bell	1997-98
Joe Motzko	2007-08	Rick Emmett	1997-98
5			
Steve Konroyd	1994-95	Matt Oates	1997-98
Brett Hauer	1996-97	Jason Hehr	1997-98
Bruce Bell	1997-98	Jeremy Mylmyok	1997-2000
Rick Emmett	1997-98	6	
Matt Oates	1997-98	Kevin Pozzo	1995-96
Jason Hehr	1997-98	Craig Binns	1997-98
Jeremy Mylmyok	1997-2000	Steve Larouche	1997-98
6			
Kevin Pozzo	1995-96	David Craievich	1998-99
Craig Binns	1997-98	Todd White	1998-99
Steve Larouche	1997-98	Cory Banika	1998-99
David Craievich	1998-99	Sami Helenius	1998-99
Todd White	1998-99	Dallas Eakins	2000-03
Cory Banika	1998-99	Karl Stewart	2003-06
Sami Helenius	1998-99	Jared Ross	2006-07
Dallas Eakins	2000-03	Brad Schell	2006-07
Karl Stewart	2003-06	Curtis Fraser	2006-07
Jared Ross	2006-07	Angelo Esposito	2007-08
Brad Schell	2006-07	Chad Denny	2007-08
Curtis Fraser	2006-07	Karel Pilar	2007-08
Angelo Esposito	2007-08	Tyson Marsh	2008-09
Chad Denny	2007-08	Anthony Stewart	2009-10
Karel Pilar	2007-08	Boris Valabik	2010-11
Tyson Marsh	2008-09	Will Colbert	2010-11
Anthony Stewart	2009-10	Kevin Connauton	2011-13
Boris Valabik	2010-11	Brent Regner	2012-13
Will Colbert	2010-11	Jani Hakanpaa	2013-15
Kevin Connauton	2011-13	Andre Benoit	2015-16
Brent Regner	2012-13	Vince Dunn	2016-17
Jani Hakanpaa	2013-15	Griffin Reinhart	2017-19
Andre Benoit	2015-16	Brayden Pachal	2019-20
Vince Dunn	2016-17	Ryan Suzuki	2020-23
Griffin Reinhart	2017-19	7	
Brayden Pachal	2019-20	Bob Nardella	1994-95, 1997-04, 2005-06
Ryan Suzuki	2020-23	Anthony Aquino	2002-03
7			
Bob Nardella	1994-95, 1997-04, 2005-06	Joe Corvo	2004-05
Anthony Aquino	2002-03	Mark Popovic	2005-07
Joe Corvo	2004-05		
Mark Popovic	2005-07		

ALL-TIME JERSEY NUMBERS

Scott Lehman	2007-09	Daniel Corso	2003-04	Jesse Belanger	2000-01
Chris Chelios	2009-10	Cory Larose	2004-05, 2006-07	Guy Larose	2001-02
Andre Deveau	2010-11	Jesse Schultz	2007-08	Bill Lindsay	2003-04
Ryan Parent	2011-12	Riley Holzapfel	2008-11	Evan Nielsen	2003-05
Derek Joslin	2012-13	Nathan Longpre	2011-12	Nathan Lutz	2004-05
Danny Groulx	2012-13	Andrew Gordon	2011-12	Stephen Weiss	2004-05
David Shields	2013-15	Steve Pinizzotto	2012-13	Justin Morrison	2005-06
Peter Harrold	2015-16	Ludwig Blomstrand	2012-13	Guillaume Desbiens	2006-08
Danny Kristo	2016-17	Shane Harper	2013-15	Alex Brooks	2008-09
Steven McParland	2016-17	Justin Hodgman	2015-16	Mike Vernace	2009-10
Ty Rattie	2016-17	Zack Torquato	2015-16	Craig Weller	2009-10
Kenney Morrison	2017-18	Andrew Agozzino	2016-17	Akim Aliu	2010-11
Vince Dunn	2017-18	Brock Trotter	2017-18	Ben Maxwell	2010-11
Nolan Valleau	2017-18	Conner Bleackley	2017-18	Chris Tanev	2011-13
Nick Suzuki	2017-18	Gage Quinney	2018-20	Frank Corrado	2011-12
Daniel Carr	2018-19	Anthony Richard	2020-21	Jim Vandermeer	2012-13
Jake Leschyshyn	2019-20	C.J. Smith	2021-22	Pat Cannone	2013-16
David Cotton	2020-22	Alexander Pashin	2022-23	Wade Megan	2016-17
Dominick Mersch	2022-23			Alex Tuch	2017-18
Jason Garrison	2022-23	10		Brandon McNally	2017-18
Austin Strand	2023-24	Joe Crowley	1994-95	Ryan Wagner	2017-19
		Brian Pellerin	1994-96	Tyrell Goulbourne	2019-20
		Denny Felsner	1996-97	Stelio Mattheos	2020-22
8		Joe Frederick	1996-97	Jack Dugan	2022-23
Marc Rodgers	1997-98	Jeff Bes	1997-98		
Niklas Andersson	1998-2001	Stephane Brochu	1997-98	13	
Dallas Eakins	1999-2000	Dennis Vial	1997-1999	Jamie Baker	1997-98
Ben Simon	2001-2003, 2004-05	Steve Larouche	1997-2001	Francis Lessard	2005-06
Kevin Doell	2003-04	Jarrold Skalde	2001-02	Kyle Wanvig	2006-07
Jeff Dwyer	2003-04	Yuri Butsayev	2001-03	Andre Deveau	2006-08
Pat Dwyer	2005-06	Jeff Farkas	2002-03	James Sanford	2008-09
Matt Anderson	2006-07	Eric Healey	2003-04	Mike Hamilton	2008-09
Troy Milam	2006-07	Kip Brennan	2004-05	Anthony Stewart	2009-10
Joel Kwiatkowski	2007-08	Ramzi Abid	2005-06	Patrick Galivan	2009-10
Spencer Machacek	2008-10	Brian Lee	2006-07	Michael Davies	2010-14
J.P. Testwuide	2011-12	Brad Schell	2006-07	Robby Fabbri	2014-15
Jordan Henry	2011-12	Jason Krog	2006-08, 2009-11	Evan Trupp	2015-16
Patrick Mullen	2012-13	Grant Stevenson	2008-09	Landon Ferraro	2016-17
Eric Kattelus	2012-13	Dustin Friesen	2011-12	Kevin Lough	2017-19
Ty Rattie	2013-16	Andrew Gordon	2012-13	Olivier Galipeau	2019-20
Alex Friesen	2016-17	Chris Porter	2013-14	Cam MacIise	2019-20
Tyler Wong	2017-19	Brett Ponich	2013-14	Seth Jarvis	2020-21
Brett Lernout	2019-20	Philip McRae	2014-15	Eric Williams	2021-22
Max Lajoie	2020-23	Zach O'Brien	2015-16	Eric Cooley	2022-23
Ronan Seeley	2023-24	Conner Bleackley	2016-17	Ryan Wagner	2023-24
		Jason Garrison	2017-18		
		Curtis McKenzie	2018-20	14	
9		Tanner Jeannot	2020-21	Lee Davidson	1994-96
Brian Wiseman	1994-96	Josh Leivo	2021-22	Greg Pankewicz	1995-96
Kip Miller	1996-97, 2005-06	Ryan Dzingel	2022-23	Ryan Hughes	1996-97
Marc Potvin	1997-98	Cole Schneider	2023-24	Mike Taylor	1996-97
James Black	1998-99			Steve Martins	1997-98; 2000-01
Craig Mills	1998-99	11 (RETIRED)		Paul Willett	1998-99
Mike Melas	1998-99	Steve Maltais	1994-2005	Kevin Miller	1998-99
Dave Seitz	1998-99			Derek Plante	1999-2000
Neal Martin	1998-99	12		Mike Maneluk	2000-01
Kris King	1999-2000	Doug Barrault	1995-98	Mike McBain	2000-01
Neil Brady	2000-01	Todd White	1998-99	Brad Tapper	2001-04
Trevor Baker	2000-01	Chris Ferraro	1999-2000	Kyle Rossiter	2004-05
Bryan Adams	2001-02				
Simon Gamache	2002-04				

ALL-TIME JERSEY NUMBERS

Kevin Doell	2004-05	Guy Larose	(1998-2000)	Jordan Schroeder	(2011-13)
Stephen Weiss	2004-05	Roger Trudeau	(2001-02)	Eric Kattelus	(2013-14)
Billy Tibbetts	2005-06	Ryan Tobler	(2002-03)	Gergo Nagy	(2013-14)
Jordan LaVallee	2006-08	Per Svartvadet	(2002-03)	Christopher Caissy	(2013-14)
Matt Anderson	2008-10	Jim Campbell	(2003-04)	Eric Castonguay	(2013-14)
Dave Phillips	2010-11	Brad Larsen	(2004-05)	Yannick Veilleux	(2014-16)
Tim Miller	2010-14	Brad Schell	(2005-07)	Kenny Agostino	(2016-17)
Mark Cundari	2013-14	Braydon Coburn	(2006-07)	T.J. Tynan	(2017-19)
Joe Sova	2014-15	Matt Anderson	(2007-08)	Nicolas Roy	(2019-20)
Magnus Paajarvi	2014-15	Jordan LaVallee	(2008-09)	Spencer Smallman	(2020-22)
Brendan Bell	2014-15	Tim Filangieri	(2009-10)	Logan Lambdin	(2022-23)
Zach Pochiro	2015-16	Michael Forney	(2009-11)	Lane Pederson	(2022-23)
Joel Chouinard	2015-16	Ian McKenzie	(2010-11)		
Justin Randall	2015-16	Josh Godfrey	(2010-11)	19	
Justin Selman	2015-16	Mike Duco	(2011-12)	Kevin MacDonald	(1994-96)
Petteri Lindbohm	2016-17	Nathan Longpre	(2012-13)	Troy Murray	(1996-97)
Beau Bennett	2017-18	Alexandre Grenier	(2012-13)	Glen Featherstone	(1998-2001)
Matthew Weis	2018-19	Sergey Andronov	(2013-14)	Dan Snyder	(2021-03)
Anthony Petruzzelli	2019-20	John McCarthy	(2014-15)	Brian Maloney	(2002-03)
Patrik Parkkonen	2019-20	Adam Burish	(2014-15)		
Sean Malone	2020-21	Eriah Hayes	(2015-16)	20	
Richard Panik	2021-22	Richard Nedomlel	(2015-16)	Al Secord	(1994-96)
Joseph LaBate	2022-23	Samuel Blais	(2016-17)	Brian Maloney	(2003-05)
Nathan Sucese	2023-24	Paul Thompson	(2017-18)	Darren Haydar	(2006-08, 2010-13)
		Brooks Macek	(2018-19)	Rylan Kaip	(2008-10)
		Valentin Zykov	(2019-20)	Yannick Veilleux	(2013-14)
15		Drew Shore	(2020-21)	Cody Beach	(2013-16)
Darryl Lafrance	1995-96	Maxim Letunov	(2021-22)	Ty Rattie	(2016-17)
Aaron Keller	1996-97	Ville Koivunen	(2022-23)	James Wisniewski	(2016-17)
Mike Pomichter	1996-97	Blake Murray	(2022-23)	Keegan Kolesar	(2017-20)
Chris Maritucci	1997-2000			Cavan Fitzgerald	(2020-24)
Evgeny Korolev	2000-01	18			
Adam Borzecki	2000-01	Mick Kempffer	(1994-95)	21	
Glenn Crawford	2000-01	Eric Dubois	(1995-96)	Gordie Roberts	(1994-95)
Vlad Serov	2000-01	Brian Farrell	(1996-97)	Todd Reirden	(1995-96)
Eric Houde	2000-01	Brad Barton	(1996-1998)	Tom Tilley	(1997-2001)
Zdenek Blatny	2001-04	Jamie Baker	(1997-98)	Brian Swanson	(2003-04)
Tim Wedderburn	2004-07	Chad Remackel	(1997-98)	Kevin Doell	(2003-08, 2009-10, 2011-12)
Niko Dimitrakos	2006-07	Mark Richards	(1997-98)	Joe Motzko	(2008-09)
Joey Crabb	2007-10	David Craievich	(1997-98)	Patrick Galivan	(2010-11)
Nigel Dawes	2010-11	Dennis Vial	(1997-99)	Sergio Somma	(2010-11)
Zach Redmond	2010-11	Sean Berens	(1999-2000)	Guillaume Desbiens	(2012-13)
Anton Rodin	2011-13	Robert Petrovicky	(2000-01)	Tyler Shattock	(2013-14)
Derek Nesbitt	2013-14	Todd Robinson	(2000-01)	Benn Ferriero	(2014-15)
Jeremy Welsh	2014-16	Mike McBain	(2000-01)	Scooter Vaughan	(2015-18)
Mackenzie MacEachern	2016-18	Kamil Piros	(2001-04)	Brady Shaw	(2018-19)
Dylan Coghlan	2018-20	Kyle Rossiter	(2003-04)	Ben Jones	(2019-20)
Rem Pittlick	2020-21	Lonny Bohonos	(2004-05)	Jason Cotton	(2020-21)
Jack Drury	2021-23	Nick Naumenko	(2005-06)	Matt Boudens	(2020-21)
Jake Wise	2023-24	Joey Crabb	(2006-07)	Cedric Lacroix	(2021-22)
		16		Billy Constantinou	(2021-22)
Tim Breslin	1994-99	Alexandre Giroux	(2007-08)	Chase Lang	(2021-22)
Brian Noonan	1999-2001	Joe Motzko	(2007-08)	Noel Gunler	(2021-23)
Doug Wright	2003-04	Jeff Hamilton	(2008-09)	Dom Franco	(2023-24)
J.P. Vigue	(2001-03; 2004-05)	Jordan Fox	(2008-09)		
		Matt Siddall	(2008-09)	22	
		Josh Soares	(2008-09)	Robert Dirk	(1996-97)
		17		Shawn Penn	(1996-97)
Ed Courtenay	(1994-95)	Angelo Esposito	(2009-10)	Scott Pearson	(1997-2000)
Jay Langager	(2001-02)	Greg Stewart	(2009-10)		
Brian Pothier	(2001-02)	Jared Ross	(2010-11)		

ALL-TIME JERSEY NUMBERS

Luke Sellars (2001-02)	Shawn Rivers (1994-96)	Eric Selleck (2013-14)
Roger Trudeau (2001-02)	Doug Crossman (1995-96)	Gergo Nagy (2013-14)
Libor Ustrnul (2001-02)	Lee Norwood (1995-96)	Adam Burish (2014-15)
Francis Lessard (2001-03)	Brad Purdie (1996-97)	Adam Cracknell (2014-15)
Tommi Santala (2004-05)	Bob Marshall (1997-98)	Chris Butler (2013-14, 2015-17)
Adam Smyth (2005-06)	Dave Paradise (1997-98)	Tobias Lindberg (2017-19)
Nathan Oystriick (2006-08, 2009-10)	Hugo Proulx (1997-98)	J.C. Campagna (2018-19)
Zach Bogosian (2008-09)	Shawn Reid (1997-98)	Lucas Elvenes (2019-20)
Matt Siddall (2008-09)	Marc Rodgers (1997-98)	Tommy Novak (2020-21)
Andrew Kozek (2008-09)	Dallas Eakins (1998-99)	Ivan Lodnia (2021-22)
Angelo Esposito (2010-11)	Craig Mills (1998-99)	Nathan Sucese (2022-23)
Darren Archibald (2011-13)	Sami Helenius (1998-99)	Chris Terry (2023-24)
Taylor Matson (2011-12)	Ed Olczyk (1998-99)	
Dmitrij Jaskin (2013-15)	Andrei Petrunin (1998-99)	26
Adam Cracknell (2014-15)	Glenn Stewart (1998-99)	Todd Harkins (1994-95)
Konrad Abeltshauser (2015-16)	Neal Martin (1998-99)	Evgeny Davydov (1994-95)
Drew Daniels (2015-16)	Dean Malkoc (1999-2000)	Steve Martins (1997-98, 2006-09)
Mike Embach (2015-16)	Mark Lawrence (2000-01)	Jean-Yves Leroux (1998-99)
Dmitrij Jaskin (2015-16)	Derek MacKenzie (2001-07)	Dave Mackey (1999-2000)
Travis Walsh (2015-16)	Jim Slater (2007-08)	Mike Sqroi (2001-02)
Ivan Barbashev (2016-17)	Karel Pilar (2007-08)	Patrik Stefan (2001-02)
Wade Megan (2017-18)	Jamie Rivers (2008-09)	Francis Lessard (2001-02)
Alex Gallant (2018-19)	Jamie Hunt (2009-11)	Libor Ustrnul (2001-02)
Tye McGinn (2019-20)	Al Dorich (2010-11)	Chris Nielsen (2002-03)
Marc Del Gaizo (2020-21)	Matt Krug (2010-11)	Judd Medak (2002-03)
Andrew Poturalski (2021-22)	Carl Klingberg (2010-11)	Dylan Mills (2002-03)
Alex Green (2022-24)	Mark Mancari (2011-12, 2013-14)	Jared Ross (2005-06)
	Andrew Ebbett (2012-13)	Andrew Kozek (2009-11)
23	Jake Chelios (2013-14)	Brett Festerling (2010-11)
Justin Duberman (1994-95)	Colin Fraser (2014-15)	Matt Clackson (2011-12)
Alexander Selivanov (1994-95)	Jordan Schmaltz (2015-17)	Alex Friesen (2012-13)
Steve Gosselin (1994-97, 1998-99)	Shea Theodore (2017-18)	Nathan Longpre (2013-15)
Jean-Guy Trudel (1996-97)	Philip Holm (2017-18)	Spencer Asuchak (2015-16)
Jamie Baker (1997-98)	Jake Leschyshyn (2018-19)	Hubert Labrie (2015-16)
Glenn Stewart (1998-99)	Jaycob Megna (2019-20)	Bryce Gervais (2016-18)
Brett Liewers (1999-2000)	Josh Healey (2020-21)	Erik Brännström (2018-19)
Greg Andrusak (1999-2000)	Artyom Serikov (2021-22)	Dan DeSalvo (2019-20)
Blair Atcheynum (2000-01)	William Lagesson (2022-23)	Jamieson Rees (2020-23)
Dean Melanson (2000-01)		27
Mike Weaver (2001-04)	25	Tim Bergland (1994-97, 1998-99)
Colin Stuart (2004-09)	Richard Pion (1994-95)	Matt Martin (1997-98)
Tim Stapleton (2009-11)	Bob McGill (1995-96)	Dan Plante (1999-2000)
Ian McKenzie (2010-11)	Darryl LaFrance (1996-97)	Jeff Dessner (2001-02)
Bill Sweatt (2011-13)	Alexander Godynyuk (1997-98)	Chris Herperger (2002-03)
Adam Cracknell (2013-14)	Dan Plante (1998-99)	Andy Fermoye (2002-03)
Zack Phillips (2015-16)	Darrin Shannon (1999-2000)	Jeremy Rebek (2002-03)
Magnus Paajarvi (2014-17)	Mark Lawrence (1999-2000)	Evan Nielsen (2002-03)
Jordan Kyrrou (2016-17)	Martin Hlinka (1999-2000)	Shawn Heins (2003-04)
Zach Sanford (2016-17)	Simon Gamache (2001-02)	Adam Smyth (2004-05)
Stefan Matteau (2017-19)	Libor Ustrnul (2002-03)	Colin Peters (2004-05)
Patrick Brown (2019-20)	Stephen Baby (2003-07)	Ryan Van Buskirk (2004-05)
David Gust (2020-21)	Andy Delmore (2006-07)	Scott Barney (2005-06)
Stefan Noesen (2021-22)	Tomas Pospisil (2007-08)	Boris Valabik (2006-07)
Zach Senyshyn (2022-23)	Grant Lewis (2008-10)	Chad Painchaud (2007-08)
Shawn Boudrias (2022-23)	Brett Blatchford (2009-10)	Junior Lessard (2008-09)
Isaac Ratcliffe (2023-24)	Eric O'Dell (2009-10)	Brett Skinner (2008-09)
	Mark Matheson (2010-13)	Johnny Pohl (2009-10)
	Yannick Veilleux (2013-14)	
24		

ALL-TIME JERSEY NUMBERS

Andrey Zubarev (2010-11)	Dean Strong (2011-12)	Adam Scheel (2023-24)
Antoine Roussel (2011-12)	Steve Reinprecht (2011-12)	
Alex Mallet (2012-13)	Keith Aucoin (2013-14)	32
Adam Polasek (2012-13)	Ben Eager (2014-15)	Daniel Lacroix (1999-2000)
Evan Oberg (2013-14)	Danny Kristo (2015-16)	Dan Plante (2000-02)
Rob Bordson (2014-15)	Brett Sterling (2006-10, 2012-13, 2016-18)	Luke Sellars (2002-04)
Jordan Caron (2015-17)	Cody Glass (2018-20)	Alex Bourret (2006-07)
Brandon Pirri (2017-20)	Dominik Bokk (2020-22)	Colton Fretter (2007-08)
Sheldon Rempal (2020-21)	Tarmo Reunanen (2020-22)	Arturs Kulda (2007-11)
David Gust (2021-22)	Malte Stromwell (2022-23)	Byron Bitz (2011-12)
Ronan Seeley (2022-23)		Zack Kassian (2012-13)
Mitch Vande Sompel (2023-24)	30	Devin DiDiomete (2012-13)
	Ray LeBlanc (1994-98)	Christian Hanson (2013-14)
	Andrei Trefilov (1999-2000)	Jacob Doty (2014-15)
	Steve Passmore (2000-01)	Ivan Barbashev (2015-16)
J.P. Dumont (1998-99)	Chad Ford (2000-01)	Emerson Clark (2016-17)
Paul Kruse (2000-01)	Richard Shulmistra (2000-01)	Tage Thompson (2016-17)
David Kaczowka (2001-02)	Scott Fankhouser (2001-02)	Ivan Barbashev (2017-18)
Andreas Karlsson (2001-03)	Michael Garnett (2002-03)	Dawson Cook (2017-18)
David Harlock (2001-02)	Jani Hurme (2005-06)	Zach Whitecloud (2018-20)
Brendan Yarema (2003-04)	Steve Shields (2005-06)	Tyler Lewington (2020-21)
Jay Bouwmeester (2004-05)	Fred Brathwaite (2006-07)	Jesper Sellgren (2021-22)
Braydon Coburn (2005-06)	Brent Krahn (2008-09)	Tuukka Tiekola (2022-23)
Jon Awe (2006-07)	Drew MacIntyre (2009-10)	Domenick Fensore (2023-24)
Bryan Little (2006-08)	Ondrej Pavelec (2010-11)	
Tomas Pospisil (2008-09)	Chris Carrozzio (2010-11)	33
Danick Paquette (2008-09)	Jordan Binnington (2013-16)	Ted Crowley (1994-95)
Scott Lehman (2009-10)	Ville Husso (2016-17)	Clayton Young (1994-95)
Ryan Garbutt (2010-11)	Michael Leighton (2017-18)	Corey Beaulieu (1995-96)
Stefan Schneider (2011-13)	C.J. Motte (2017-18)	Blair Scott (1995-96)
Jon Matsumoto (2012-13)	Beck Warm (2020-22)	Shawn Penn (1996-97)
Brent Regner (2013-15)	Petr Mrazek (2020-21)	Alexander Semak (1997-98)
Jacob Doty (2015-17)	Michael Lackey (2021-22)	Lonnie Loach (1999-2000)
Josh Brittain (2016-17)	Aniv Perets (2022-23)	Pauli Levokari (2002-03)
Brad Malone (2016-17)	Cale Morris (2022-23)	Milan Hnilicka (2002-03)
Adam Musil (2016-17)	Keith Kinkaid (2023-24)	Michael Garnett (2003-07)
Jake Bischoff (2017-20)		Robert Gherson (2007-09)
Max McCormick (2020-21)	31	Peter Mannino (2009-11)
Josh Jacobs (2021-22)	Grant Sierven (1994-95)	Matt Clime (2011-15)
Mackenzie MacEachern (2022-23)	Pat Jablonski (1994-95)	Max Lagace (2017-19)
	Mark Richards (1997-98)	Connor Ingram (2020-21)
	Glenn Healy (1998-99)	Daniel Mannella (2021-22)
	Francis Larivee (1998-99)	Dylan Wells (2021-22)
	Scott LaGrand (1998-99)	Jack LaFontaine (2021-22)
	Derek Wilkinson (1999-2000)	Pyotr Kochetkov (2021-22)
	Pasi Nurminen (2001-02)	
	Adam Berkhoe (2005-06)	34
	Ondrej Pavelec (2007-09)	Gord Donnelly (1996-97)
	Edward Pasquale (2010-11)	Ravil Gusmanov (1997-98)
	Kirill Safronov (2001-04)	Mark Pivetz (1998-99)
	Niklas Lundstrom (2014-15)	Stas Tkatch (1998-99)
	Phoenix Copley (2015-17)	Brent Gretzky (1998-99)
	Kasimir Kaskisuo (2017-18)	Norm Maracle (2001-03)
	Zach Fucale (2018-19)	Kari Lehtonen (2003-05, 2007-08, 2009-10)
	Dylan Ferguson (2019-20)	Alex Lyon (2021-22)
	Jeremy Helvig (2020-21)	
	Daniel Mannella (2021-22)	35
	Jack LaFontaine (2021-22)	Jon Hillebrandt (1996-97)
	Jacob Kucharski (2022-23)	Stephane Beauregard (1997-98)

ALL-TIME JERSEY NUMBERS

Scott LaGrand (1998-99)	Clay Wilson (2008-09)	46
Robbie Tallas (2000-01)	Ivan Vishnevskiy (2009-10)	Frederic Allard (2020-21)
Frederic Cassivi (2001-04)	Adam Huxley (2010-11)	Matt Donovan (2023-24)
Adam Berkhoel (2004-05)	Victor Oreskovich (2011-12)	
Scott Fankhouser (2004-05)	Jeremie Blain (2012-13)	47
Gregg Naumenko (2005-06)	Sebastian Wannstrom (2013-15)	Alex Carrier (2020-21)
Tuomas Tarkki (2005-06)	Mike Embach (2015-16)	Owen Headrick (2023-24)
Dan Turple (2008-09)	Richard Nedomlel (2015-16)	
Manny Legace (2009-10)	Gus Young (2016-17)	48
Drew MacIntyre (2010-11)	Ty Loney (2016-17)	Joakim Ryan (2020-21)
Joe Cannata (2011-13)	Tomas Hyka (2017-19)	
Jake Allen (2013-14)	Jermaine Loewen (2019-20)	49
Niklas Lundstrom (2015-16)	Daniel Brickley (2021-22)	Brent Gretzky (1998-2000)
Jordan Binnington (2016-17)	Neil Shea (2022-23)	Alexandre Bolduc (2013-14)
Oscar Dansk (2017-20)	Adrien Beraldo (2022-23)	Gergo Nagy (2014-15)
Antoine Bibeau (2020-21)		Michael Leighton (2017-18)
Eetu Makiniemi (2021-22)	39	Luke Evangelista (2020-21)
	Pat Jablonski (1998-99)	
36	Kellán Lain (2012-13)	50
Riley Holzapfel (2007-08)	Ben Eager (2014-15)	Phil Tomasino (2020-21)
Ryan Reid (2007-08)	Mark Cooper (2015-16)	Antti Raanta (2023-24)
Mike Hoffman (2008-09)	Brad Hunt (2016-17)	
Steve McCarthy (2009-10)	Tage Thompson (2016-17)	51
Cody Sol (2009-10)	Reid Duke (2017-20)	Oliver Cooper (2022-23)
Ben Chiarot (2009-10)	Jeremy Davies (2020-21)	
Patrice Cormier (2009-11)	Noah Corson (2021-22)	52
Patrick Rissmiller (2010-11)	Vasili Ponomarev (2021-22)	Matt Murphy (2020-21)
Michael Forney (2010-11)	Ivan Lodnia (2022-23)	Pyotr Kochetkov (2021-23)
Jack Combs (2010-11)		
Taylor Ellington (2011-12)	40	53
Nicklas Jensen (2011-13)	Fred Brathwaite (2006-08)	Zach Solow (2020-21)
Taylor Matson (2012-13)	Brad Malone (2016-17)	
Joe Corvo (2013-14)	Garret Sparks (2019-20)	54
Colton Parayko (2014-15)	Devin Cooley (2020-21)	Diego Cuqlietta (2020-21)
Riley Brace (2015-16)		
Emerson Clark (2015-16)	41	55
Justin Selman (2016-17)	Darcy Werenka (1995-96)	Brent Sopel (2014-15)
Chris Casto (2017-18)	Todd Reirden (1995-96)	
Marco Roy (2018-19)	Darren Maloney (1996-97)	77
Reid Petryk (2018-19)	Kerry Toporowski (1996-97)	Greg Walters (1995-96)
Jonas Rondbjerg (2019-20)	Matt Martin (1997-98)	Kerry Toporowski (1996-97)
Brett McKenzie (2019-20)	Brandon Hawkins (2022-23)	Travis Roche (2004-06)
Luke Evangelista (2020-21)		
Kyle Marino (2021-22)	42	83
Zachary Sawchenko (2022-23)	Jake Chelios (2014-15)	Hudson Elynuik (2023-24)
Kyle Marino (2023-24)	Lukas Craggs (2020-21)	
	Brendan Perlini (2022-23)	84
37		Corey Locke (2013-14)
Rick DiPetro (2000-01)	43	89
Terry Broadhurst (2014-15)	Patrick Harper (2020-21)	Cory Conacher (2023-24)
Jake Walman (2016-18)	Stelio Mattheos (2022-23)	
Zac Leslie (2017-19)		91
Paul Cotter (2019-20)	44	Rocco Grimaldi (2023-24)
Sam Miletic (2021-22)	Greg Walters (1994-95)	
Josh Melnick (2022-24)	Jeff Rohlicek (1994-95)	92
	Rob Brown (1995-1997, 2000-03)	Phil Bourque (1996-97)
38	Brandon Hickey (2020-21)	
Greg Hawgood (2003-05)	Max Comtois (2023-24)	98
Scott Lehman (2006-07)		Peter Abbandonato (2023-24)
Grant Lewis (2007-08)	45	
Matt Siddall (2008-09)	Todd Gillingham (1994-95)	
	Morgan Geekie (2020-21)	

INTERNATIONAL LEAGUE HONORS (1994-2001)

Tuner Cup Championships	1998, 2000	First All-Star Team	Steve Maltais (LW, 1994-95)
Conference Champions	1998, 2000, 2001		Rob Brown (RW, 1995-96)
Division Titles	1998, 1999		Rob Brown (RW, 1996-97)
Andy Mulligan Trophy	Don Levin (1999-2000)		Steve Maltais (C, 1998-99)
John Cullen Award	Steve Larouche (1999-2000)		Steve Maltais (C, 1999-2000)
Leo Lamoureux Memorial Trophy	Rob Brown (1995-96)		Niklas Andersson (RW, 2000-01)
	Rob Brown (1996-97)		Steve Larouche (LW, 2000-01)
	Steve Maltais (1999-2000)	Second All-Star Team	Steve Maltais (LW, 1995-96)
	Steve Larouche (2000-01) (tie)		Steve Maltais (LW, 1996-97)
N.R. "Bud" Poile Trophy	Alex Semak (1998)		Chris Marinucci (RW, 1998-99)
	Andrei Trefilov (2000)		Tom Tilley (D, 1998-99)
Ironman Award	Steve Maltais (2000)		Dallas Eakins (D, 1999-2000)
IHL Man of the year award	Tim Breslin (1996-97)		Bob Nardella (D, 1999-2000)
	Chris Marinucci (1998-99)		Niklas Andersson (RW, 1999-2000)
	Wendell Young (2000-01)		Steve Larouche (LW, 1999-2000)
PR Staff of the Year	J. Parmalee/J. Sirott/B. Pitts (1996-97 West)		

AMERICAN HOCKEY LEAGUE HONORS (2001-PRESENT)

Calder Cup Championships	2002, 2008, 2022	President's Award	Chicago Wolves (2009-10)
Robert W. Clarke Trophy	2002, 2005, 2008, 2019, 2022		Stefan Noesen (2021-22)
Division titles	2005, 2008, 2010, 2012, 2014, 2017, 2018, 2019, 2022	James C. Hendy Award	Mike Gordon (2012-13)
Les Cunningham award	Darren Haydar (2006-07)	First All-Star Team	Travis Roche (D, 2004-05)
	Jason Krog (2007-08)		Darren Haydar (RW, 2006-07)
	Kenny Agostino (2016-17)		Brett Sterling (LW, 2006-07)
	Daniel Carr (2018-19)		Jason Krog (C, 2007-08)
Jack A. Butterfield Trophy	Pasi Nurminen (2002)		Jake Allen (G, 2013-14)
	Jason Krog (2008)		Kenny Agostino (LW, 2016-17)
	Josh Leivo (2022)		Wade Megan (C, 2016-17)
Algege Bastien Memorial Award	Jake Allen (2013-14)		Daniel Carr (LW, 2018-19)
Dudley Garrett Memorial Award	Brett Sterling (2006-07)		Stefan Noesen (F, 2021-22)
Willie Marshall Award	Brett Sterling (2006-07)		Andrew Poturalski (F, 2021-22)
	Jason Krog (2007-08)	Second all-star team	Steve Maltais (LW, 2003-04)
	Wade Megan (2016-17)		Kari Lehtonen (G, 2004-05)
	Stefan Noesen (2021-22)		J.P. Vigier (RW, 2004-05)
Yanick Dupre Memorial Award	Kurtis Foster (2003-04)		Nathan Oystriick (D, 2006-07)
	Scooter Vaughan (2017-18)		Brett Sterling (LW, 2007-08)
John B. Sollenberger Trophy	Steve Maltais (2002-03)		Joel Kwiatkowski (D, 2007-08)
	Darren Haydar (2006-07)		Darren Haydar (RW, 2010-11)
	Jason Krog (2007-08)		Rocco Grimaldi (F, 2023-2024)
	Kenny Agostino (2016-17)		
	Andrew Poturalski (2021-22)		
Ken McKenzie Award	Courtney Mahoney (2008-09)		

FRANCHISE FIRSTS

First Game	Oct. 1, 1994, at Detroit Vipers - Detroit 6, Chicago Wolves 5 (SOL)
First Coaches	Gene Ubriaco (HC), Alex Roberts (AST)
First Starting Lineup	Goaltender - Ray LeBlanc Defensemen - Ted Crowley, Gordie Roberts Forwards - Brian Wiseman (C), Steve Maltais (LW), Tim Bergland (RW)
First Goal	Ted Crowley (first period, 11:04 at even strength) vs. Detroit Vipers on Oct. 1, 1994
First Assists	Gordie Roberts, Steve Maltais on Ted Crowley's goal vs. Detroit Vipers on Oct. 1, 1994
First Penalty	Ray LeBlanc, interference (first period, 7:33) vs. Detroit Vipers on Oct. 1, 1994
First Victory	Oct. 8, 1994, against Indianapolis Ice, a 3-2 shootout win at Market Square Arena; Wendell Young in goal
First Home Victory	Oct. 14, 1994, against Detroit Vipers, a 4-2 win; Wendell Young in goal
First Road Victory	Oct. 8, 1994, against Indianapolis Ice, a 3-2 shootout win at Market Square Arena; Wendell Young in goal
First Shutout	March 8, 1995, vs. Peoria Rivermen by Ray LeBlanc, who stopped all 50 shots in a 3-0 win
First Shutout Against	Feb. 19, 1995, at Peoria Rivermen by Parris Duffus, who stopped all 29 shots in a 3-0 Wolves loss
First Hat Trick	Nov. 23, 1994, at Cleveland Lumberjacks by Steve Maltais in a 7-4 win
First Hat Trick Against	Oct. 9, 1994, vs. Peoria Rivermen by Patrice Tardif in an 8-1 Wolves loss
First Short-handed Goal	Oct. 1, 1994, at Detroit Vipers by Steve Maltais at the 12:36 mark of the first period in a 6-5 shootout loss
First Power-Play Goal	Oct. 1, 1994, at Detroit Vipers by Steve Maltais at the 10:57 mark of the second period in a 6-5 shootout loss



THE LAST TIME

GOALS IN A GAME

7 goals	vs. Grand Rapids Griffins (April 14, 2024); vs. Milwaukee Admirals (March 10, 2024)
8 goals	vs. Milwaukee Admirals (May 22, 2022)*
9 goals	vs. Charlotte Checkers (Oct. 17, 2015)
10+ goals	10 vs. Iowa Wild (Feb. 20, 2021)
7 goals against	at Milwaukee Admirals (Feb. 5, 2022)
8 goals against	at Texas Stars (Dec. 9, 2023)
9 goals against	at Cleveland (Feb. 3, 2024)
10+ goals against	13 at Las Vegas Thunder (March 15, 1996)

GOALS IN A PERIOD

5 goals	3rd at Grand Rapids Griffins (Nov. 26, 2021) 2nd vs. Milwaukee Admirals (May 22, 2022)*
6 goals	1st vs. Houston Aeros (Feb. 20, 2010)
5 goals against	1st at Milwaukee Admirals (Feb. 5, 2022)
6 goals against	2nd at Texas Stars (Nov. 16, 2010)
7 goals against	2nd vs. Grand Rapids Griffins (Nov. 27, 2010)

SHOTS ON GOAL

50+ shots	55 vs. Rockford IceHogs* (April 26, 2018)
60+ shots	60 vs. San Antonio Rampage (Dec. 2, 2006)
15 shots	vs. Tucson Roadrunners (March 7, 2020)
14 shots	vs. Iowa Wild (Feb. 21, 2021)
13 shots	vs. Iowa (Feb. 17, 2019)
50+ shots against	76 vs. Rockford IceHogs* (April 26, 2018)
15 shots against	vs. San Antonio (Dec. 1, 2018)
14 shots against	at Manitoba Moose* (May 15, 2001)

POWER-PLAY GOALS

4 power-play goals	vs. Rockford IceHogs (Oct. 29, 2016)
5 power-play goals	vs. Grand Rapids Griffins (Nov. 27, 2010)
6 power-play goals	at Peoria Rivermen (Nov. 4, 2006)
8 power-play goals	vs. Kansas City Blades (March 24, 1996)
4 power-play goals against	at Charlotte Checkers (Jan. 23, 2016)
5 power-play goals against	at Milwaukee Admirals (Nov. 13, 2019)

SHORT-HANDED GOALS

2 Short-handed goals	vs. Rockford IceHogs (April 19, 2022)
2 Short-handed goals against	vs. Oklahoma City Barons (April 11, 2015)
3 Short-handed goals against	at Lake Erie Monsters (Feb. 11, 2016)

DECISIVE SCORES

6-goal win	8-2 vs. Milwaukee Admirals (May 22, 2022)*
7-goal win	7-0 vs. Grand Rapids Griffins (May 12, 2021)
8-goal win	10-2 vs. Iowa Wild (Feb. 20, 2021)
6-goal loss	7-1 vs. Grand Rapids Griffins (Dec. 15, 2016)
7-goal loss	8-1 at Milwaukee Admirals (April 9, 2010)
8-goal loss	8-0 at Rockford IceHogs (Jan. 7, 2022)